

MAJORITY OF VIRGINIA VOTERS PLAN TO CAST THEIR BALLOT BEFORE ELECTION DAY

More than four times as many registered Virginia voters plan on casting a ballot before Election Day compared to prior elections, according to a new Hampton University/AP-NORC Poll.

A majority of registered voters plan to vote either by mail or in person before November 3, and people's plans to vote are closely tied to their political beliefs. Democrats are more likely to vote early or by mail, and they cite concerns about the coronavirus as a major factor. In contrast, a majority of Republican voters plan to vote in person on Election Day and are more likely to doubt their ballot would be delivered by mail.

Among registered voters in Virginia, both Joe Biden and Kamala Harris are viewed more favorably than unfavorably, while majorities view Donald Trump and Mike Pence unfavorably.

The polls finds that although 62% of Virginia voters say their personal financial circumstances are in good condition, less than half hold a similar view about the economy in their community, state, or the country. At all levels, a majority of voters expect the economic situation will stay the same or worsen in the next year. Despite this economic uncertainty, most registered voters prioritize using restrictions to prevent the spread of the coronavirus, even if the economy suffers.

In the midst of the coronavirus, 66% of Virginian registered voters say they are spending less than usual, but only 30% report paying down debt faster than usual and 43% say they are saving more money. Most support more government help for small businesses and individuals.



© 2020 AP Photo/ Andrew Harnik

Three Things You Should Know

About the Hampton University/
AP-NORC Poll

Among registered voters in Virginia:

- 1) 59% plan to vote before Election Day this year, while only 13% say they usually vote early.
- 2) 62% say their personal financial circumstances are good, but fewer say the same is true about the economy in their community (48%), Virginia (45%) and the U.S. (33%).
- 3) 62% prioritize using restrictions to prevent the spread of the coronavirus, even if the economy suffers.

Forty-two percent of Virginia voters intend to get a COVID-19 vaccine when it's available, but 19% won't, and 38% are not sure. Among those expressing some reluctance about getting vaccinated, the most commonly reported concerns include becoming infected with the coronavirus from the vaccine, potential side effects, and the process of developing and approving a vaccine.

The survey also shows that a majority of registered voters consider racism a serious national problem, and most believe the situation is worse than in the last year. However, less than half of voters support protests in response to police violence.

The statewide poll was conducted from October 6-12, 2020, among 887 registered voters in Virginia. Interviews were conducted online and via telephone. The margin of sampling error is +/- 4.6 percentage points.

Among the key findings from the poll:

- 52% of registered voters rate Biden favorably, compared to 39% who view Trump favorably.
- More registered voters in Virginia believe that a Biden administration would do well handling the coronavirus (42% vs. 27%) and race relations (43% vs. 24%) than the Trump administration; in contrast, voters are more likely to say that a Trump administration would handle the economy well (38% vs. 32%).
- Although two-thirds of registered voters say they are spending less since the coronavirus outbreak, 67% report not paying down debts any faster than usual, and 55% say they are not saving more money than usual.
- In the wake of the pandemic, a large majority of registered voters say small businesses (74%) and individuals (70%) have not received enough financial help from the government.
- 61% of registered voters say that racism in the United States is extremely or very serious, and most think race relations are more strained now than in the past five years.
- Less than half of registered voters approve of protests in response to police violence against Black Americans.
- 77% of Republicans support Judge Amy Coney Barrett's confirmation, while 76% of Democrats oppose it.
- Incumbent Senator Mark Warner is seen more favorably than unfavorably (50% vs. 35%), while 49% of registered voters in Virginia say they do not know enough about the Republican Senate candidate, Daniel Gade, to have an opinion of him.

A MAJORITY OF VIRGINIA VOTERS PLAN TO CAST A BALLOT BEFORE ELECTION DAY, AND MANY VOTERS ARE SKEPTICAL ABOUT HOW THE PRESIDENTIAL ELECTION RESULTS WILL BE REPORTED.

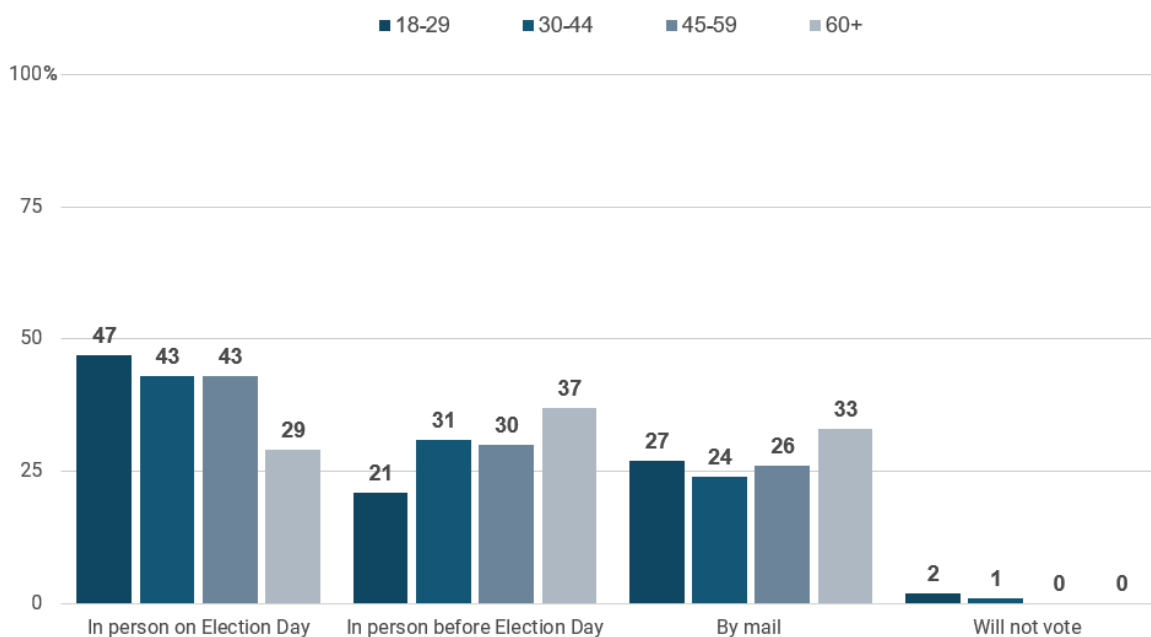
Among Virginia voters, 79% say that before this year they typically voted in person on Election Day, whereas 8% voted in person before Election Day and 6% voted by mail. This November, however, many in the state say their voting plans have changed. Fewer voters plan on voting in person on Election Day (39%), while more say they will vote in person (31%) or by mail (28%) before Election Day.

How and when people plan to vote is related to partisanship. Among Republicans, 63% plan to vote in person on Election Day and they are more likely to express concerns about problems with mail-in ballots. In contrast, 82% of Democrats plan to vote early or by mail, citing concerns about the coronavirus as a major factor in their decision.

Older voters are less likely than younger voters to say that they plan on voting in person on Election Day, with 70% opting to vote early or by mail.

Younger voters are more likely than voters age 60 and over to plan on voting in person on Election Day.

Percent of registered voters in Virginia



Question: If you do vote this November, which best describes how you will vote?

Source: Hampton University/AP-NORC Poll conducted October 6-12, 2020, with 887 registered voters in Virginia.

HAMPTON
UNIVERSITY

AP

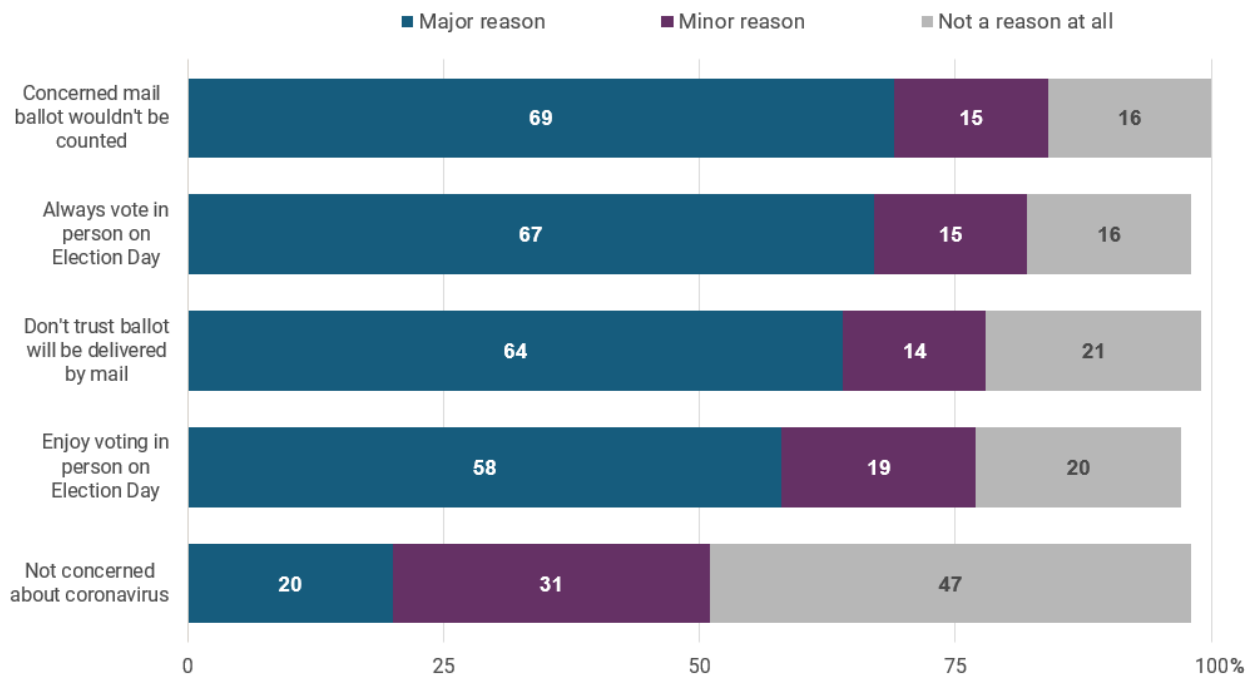
NORC
at the University of Chicago

APNORC.org

About two-thirds of Election Day voters say they don't trust their ballot to be delivered by mail, are concerned a mail ballot wouldn't be counted accurately, or have always voted in person on Election Day. Fifty-eight percent of those voting in person on Election Day say that a major reason for this is that they enjoy voting on Election Day.

Why are Virginians voting in person on Election Day?

Percent of registered voters in Virginia who plan to vote in person on Election Day



Question: Is each of the following a major reason, a minor reason, or not a reason that you are voting in person on Election Day?

Source: Hampton University/AP-NORC Poll conducted October 6-12, 2020, with 887 registered voters in Virginia.

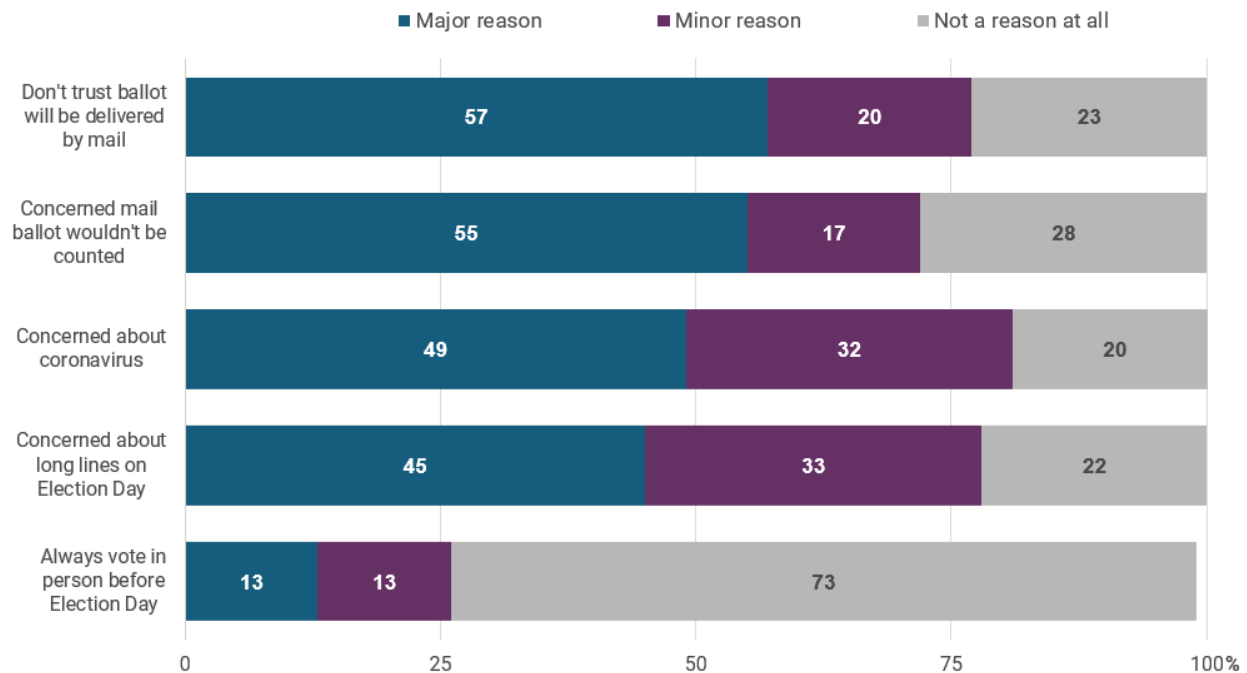


APNORC.org

Among in-person, early voters, more than half are doing so because they do not trust their ballot to be delivered or are concerned it would not be counted accurately. Many in-person, early voters are also concerned about long lines on Election Day and the coronavirus outbreak.

Why are Virginians voting in person before Election Day?

Percent of registered voters in Virginia who plan to vote in person before Election Day



Question: Is each of the following a major reason, a minor reason, or not a reason that you are voting in person before Election Day?

Source: Hampton University/AP-NORC Poll conducted October 6-12, 2020, with 887 registered voters in Virginia.

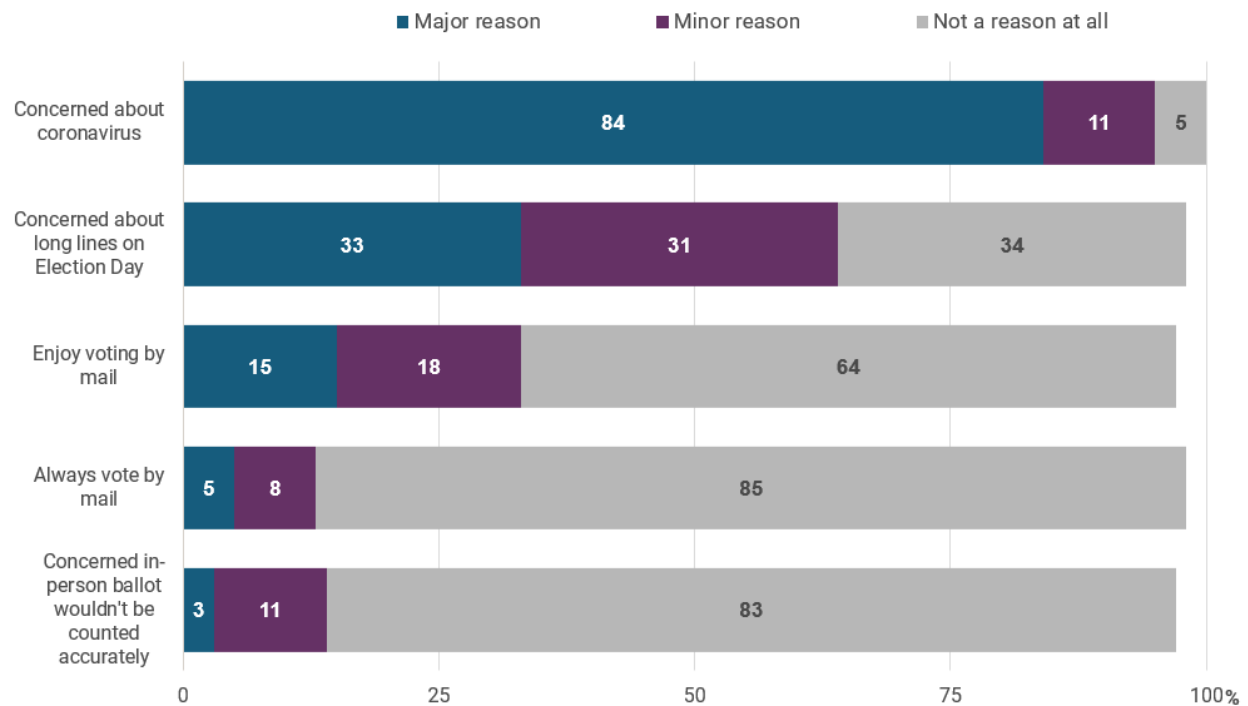


APNORC.org

The largest concern for mail voters is the coronavirus outbreak: 84% say this is a major reason they are voting by mail. An additional 33% are worried about long lines on Election Day.

Why are Virginians voting by mail?

Percent of registered voters in Virginia who plan to vote by mail



Question: Is each of the following a major reason, a minor reason, or not a reason that you are by mail?

Source: Hampton University/AP-NORC Poll conducted October 6-12, 2020, with 887 registered voters in Virginia.



APNORC.org

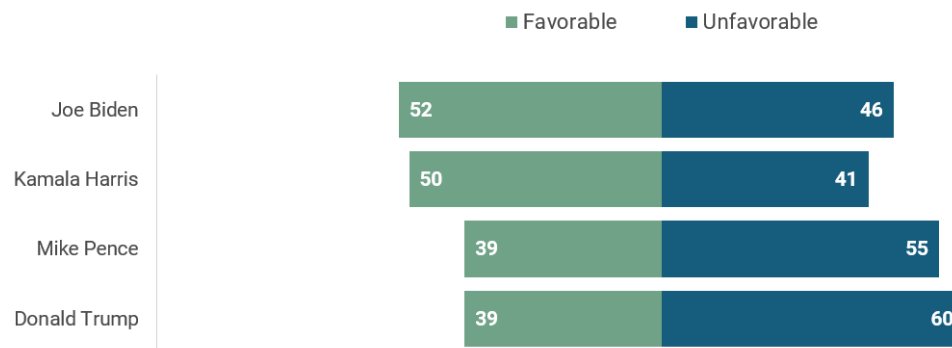
Registered voters in Virginia are more confident that the results of this year's election will be counted accurately in their own community and state than across the country: 57% are very or extremely confident votes will be counted accurately in their county, while 46% say the same of their state, and just 29% say this about the United States overall.

VIRGINIA VOTERS HOLD MORE FAVORABLE VIEWS TOWARDS BIDEN AND HARRIS THAN PRESIDENT TRUMP AND VICE PRESIDENT PENCE.

A majority of registered voters hold unfavorable views of the Republican presidential ticket, with 60% having an unfavorable opinion of President Donald Trump and 55% of Vice President Mike Pence. In contrast, 52% percent have a favorable opinion of Joe Biden. Kamala Harris's favorability increased from 42% in September to 50% in October, while unfavorable views of Harris have dropped from 47% to 42%.^{1,2} None of the other candidates' favorability ratings have significantly changed in the last month.

A majority of Virginia voters view the Democratic ticket favorably and the Republican ticket unfavorably.

Percent of registered voters in Virginia



Question: For each of the following, please say if you have a favorable or unfavorable opinion. If you don't know enough to have an opinion, you can say that too.

Source: Hampton University/AP-NORC Poll conducted October 6-12, 2020, with 887 registered voters in Virginia.

HAMPTON
UNIVERSITY

AP

NORC
at the University of Chicago

APNORC.org

REGISTERED VOTERS IN VIRGINIA HAVE MORE TRUST IN A BIDEN ADMINISTRATION TO HANDLE THE CORONAVIRUS OUTBREAK AND RACE RELATIONS, BUT TRUST A TRUMP ADMINISTRATION TO HANDLE THE ECONOMY.

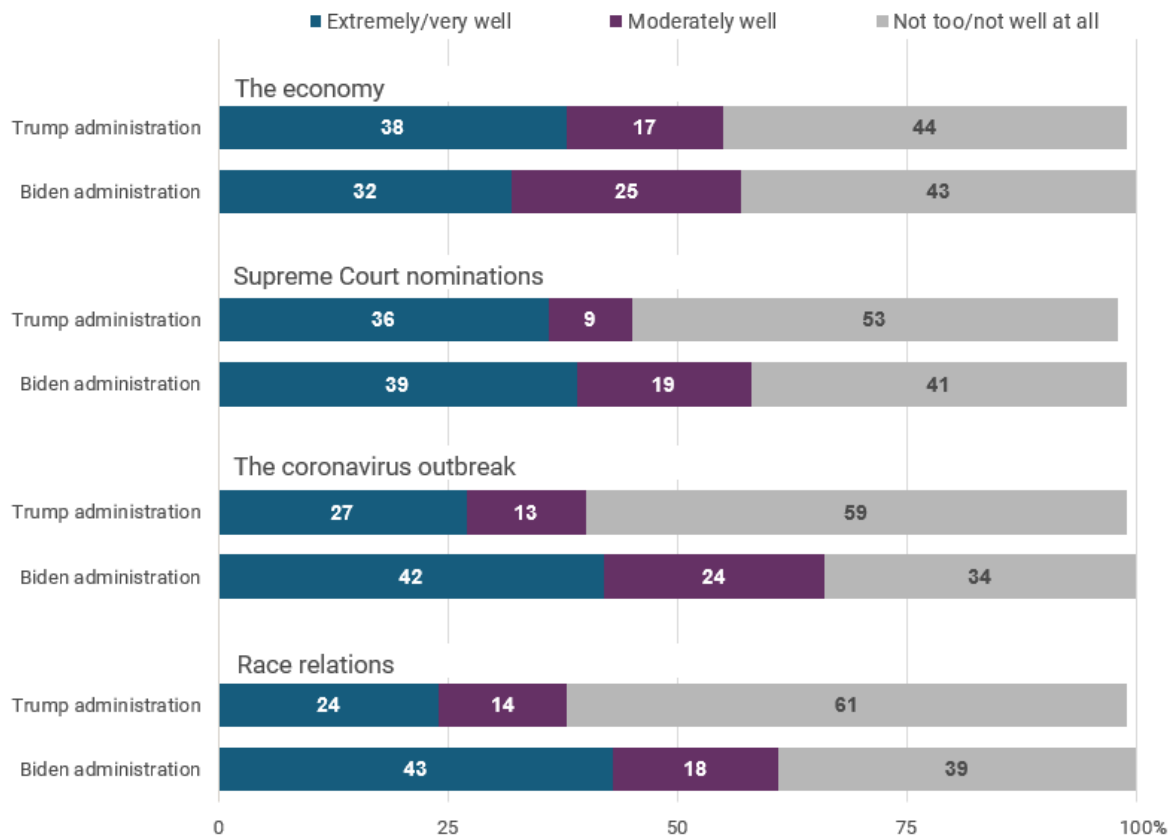
Considerably more registered voters in Virginia think that a future Biden administration would handle the coronavirus outbreak and race relations well. Slightly more voters say the same about Supreme Court nominations. When it comes to the economy, on the other hand, the Trump administration has a slight edge.

¹ <https://apnorc.org/projects/virginia-voters-hold-rosier-views-of-state-and-local-conditions-than-the-national-situation/>

² The vice presidential debate on October 7 occurred on the second day of the survey's field period (October 6-12, 2020). There was no significant difference in Harris' favorability among those who completed the survey before the debate and those who completed it after the debate.

Virginia voters trust a Biden/Harris administration to handle most issues, but trust a Trump/Pence administration on the economy.

Percent of registered voters in Virginia



Questions: If Donald Trump and Mike Pence win the election this November, how well do you think their administration would handle each of the following issues? / If Joe Biden and Kamala Harris win the election this November, how well do you think their administration would handle each of the following issues?

Source: Hampton University/AP-NORC Poll conducted October 6-12, 2020, with 887 registered voters in Virginia.

HAMPTON
UNIVERSITY

AP

NORC
at the University of Chicago

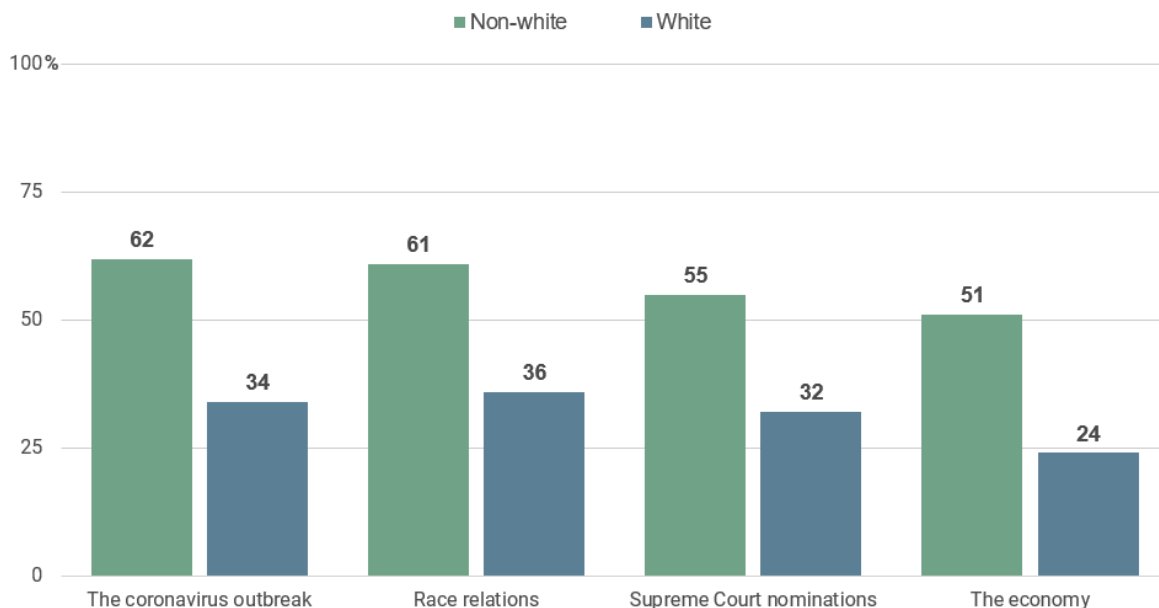
APNORC.org

A majority of registered voters age 60 and over say Joe Biden would handle the coronavirus outbreak extremely or very well (51%), compared to 38% of younger voters who say the same. Less than a third of people, regardless of age, believe a Trump administration would handle the outbreak well.

Non-white registered voters are more optimistic about a Biden administration than their white counterparts, with a majority saying he would handle each of the four issues extremely or very well.

A majority of non-white voters say a Biden/Harris administration would handle issue extremely or very well.

Percent of registered voters in Virginia who say extremely or very well



Question: If Joe Biden and Kamala Harris win the election this November, how well do you think their administration would handle each of the following issues?

Source: Hampton University/AP-NORC Poll conducted October 6-12, 2020, with 887 registered voters in Virginia.

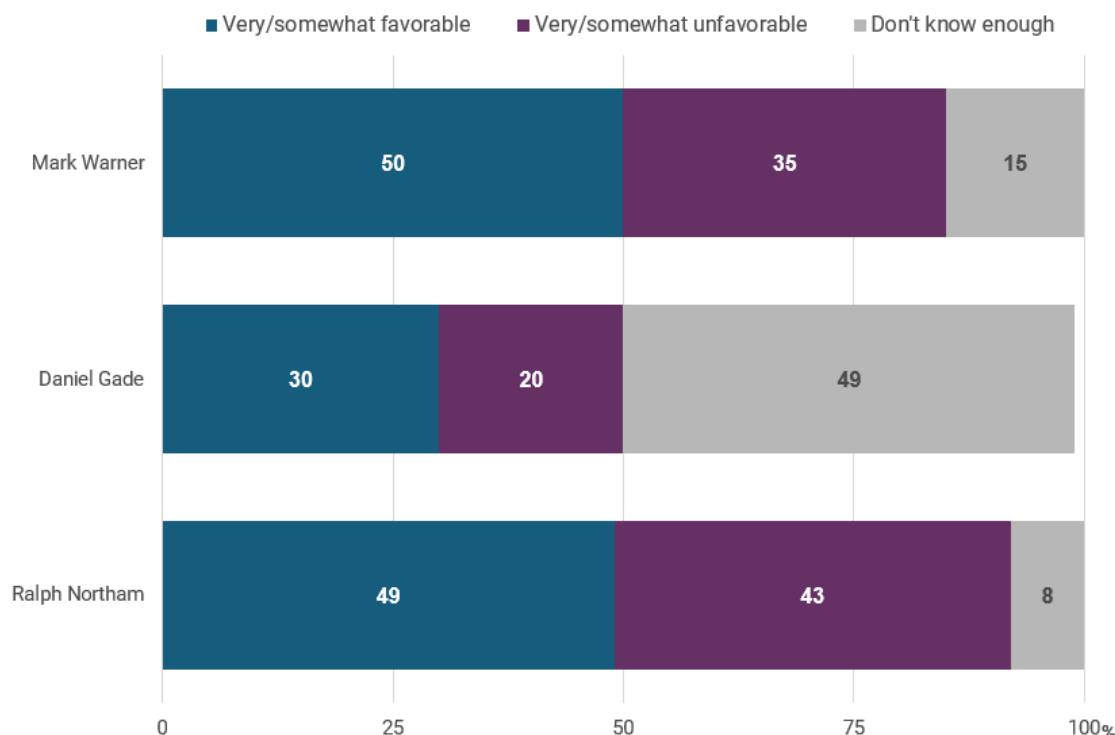


APNORC.org

At the state level, registered voters express a more positive than negative view of incumbent Senator Mark Warner (50% vs. 35%). In contrast, nearly half of voters say they do not know enough about Warner's Republican challenger, Daniel Gade, to have an opinion. Governor Ralph Northam is viewed slightly more favorably (49%) than unfavorably (43%).

Governor Northam and Senator Warner are viewed more favorably than unfavorably, while many don't have an opinion on Senate challenger Daniel Gade.

Percent of registered voters in Virginia



Question: For each of the following, please say if you have a favorable or unfavorable opinion. If you don't know enough to have an opinion, you can say that too.

Source: Hampton University/AP-NORC Poll conducted October 6-12, 2020, with 887 registered voters in Virginia.

HAMPTON
UNIVERSITY

AP

NORC
at the University of Chicago

APNORC.org

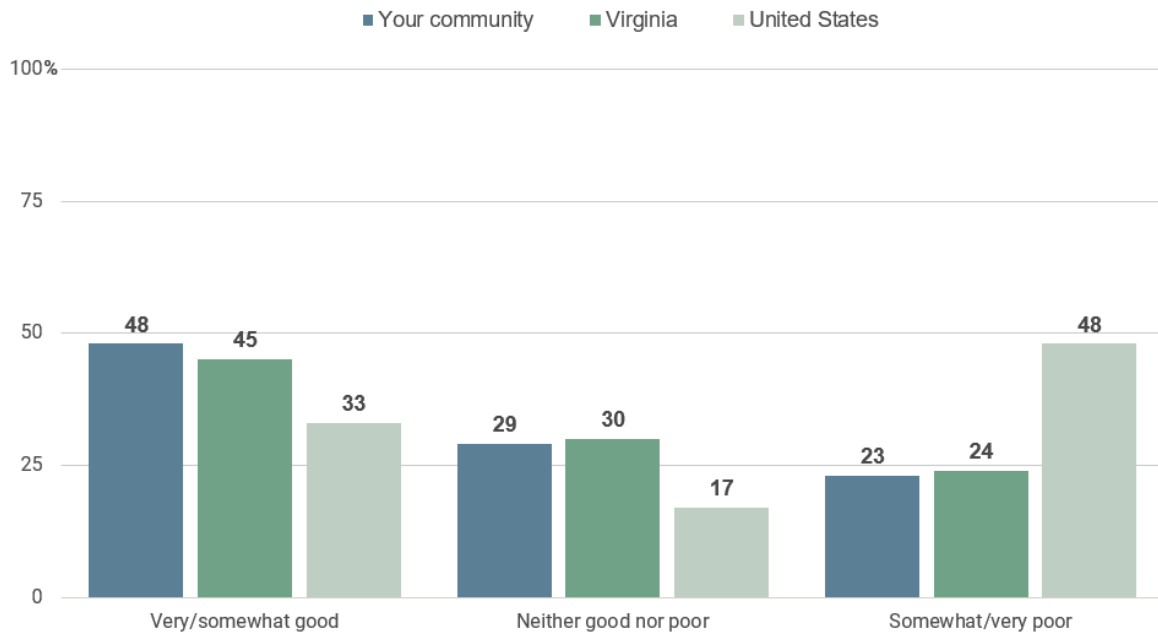
MOST VIRGINIA VOTERS SAY THEIR PERSONAL FINANCIAL CIRCUMSTANCES ARE GOOD, BUT FEWER ARE CONFIDENT IN THE FUTURE ECONOMIC OUTLOOK.

Most voters tend to describe their financial situation positively. In advance of the Presidential election, though, few see the national economy as strong and looking toward the future; a majority of Virginians expect the economy at all levels to either stay the same or get worse.

Sixty-two percent of registered voters rate their personal financial situation as good these days, while 22% say it is neither good nor poor, and 16% say it is poor. Fewer voters view the economy as doing very or somewhat well in their community (48%) and Virginia (45%).

Virginia voters feel better about the economy closer to home.

Percent of registered voters in Virginia



Question: How would you describe the economy these days in each of the following?

Source: Hampton University/AP-NORC Poll conducted October 6-12, 2020, with 887 registered voters in Virginia.

HAMPTON
UNIVERSITY

AP

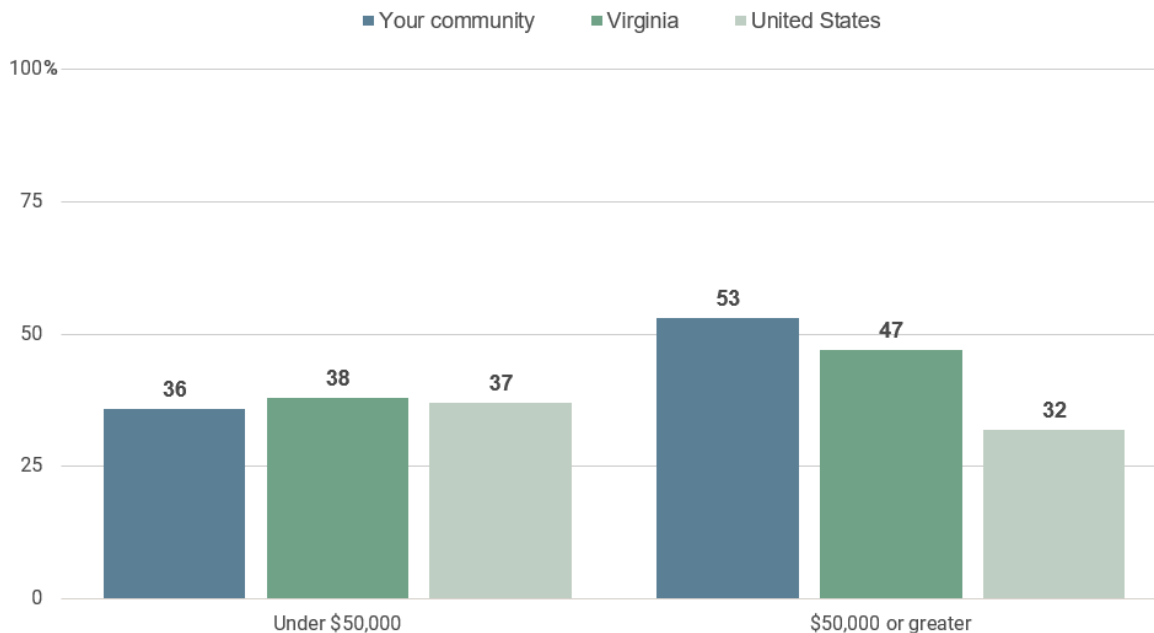
NORC
at the University of Chicago

APNORC.org

Perceptions of the economic situation in Virginia and Virginian communities largely differ by income, such that those with lower household incomes tend to hold a more negative view of the economy.

Wealthier Virginia voters are more likely to say the economy is doing well in their community and state.

Percent of registered voters in Virginia who say the economy is very or somewhat good



Question: How would you describe the economy these days in each of the following?

Source: Hampton University/AP-NORC Poll conducted October 6-12, 2020, with 887 registered voters in Virginia.

HAMPTON
UNIVERSITY

AP

NORC
at the University of Chicago

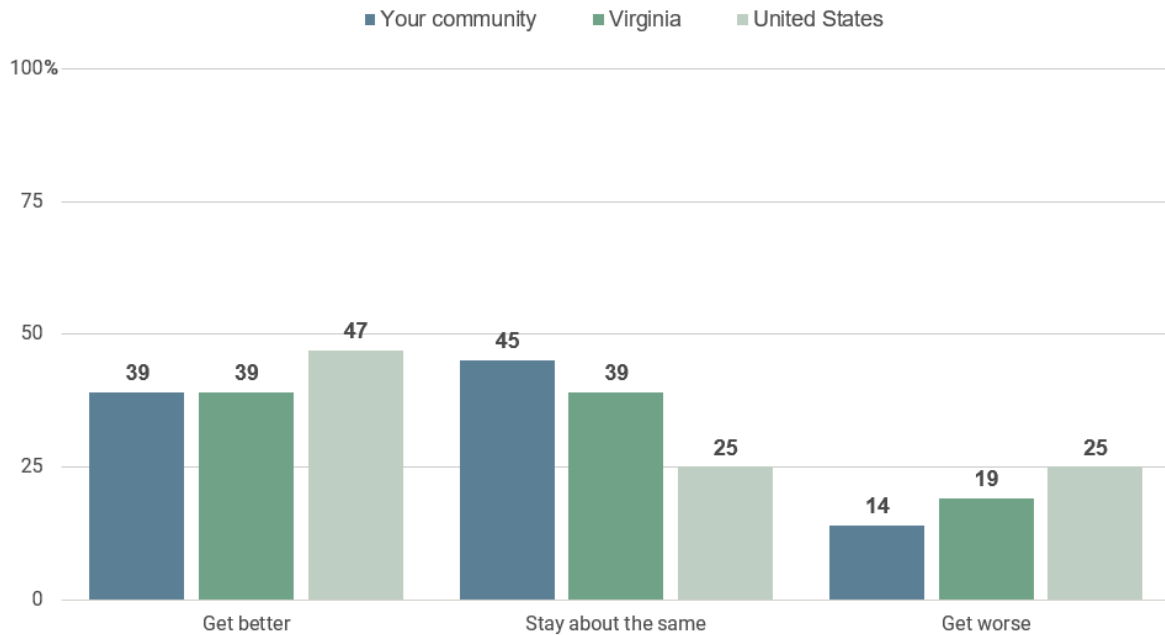
APNORC.org

Overall, registered voters in Virginia express a more rosy view of the future of the Commonwealth and its communities, compared to the country as a whole. Sixty-six percent of voters say things are headed in the right direction in their community, and 56% say the same about Virginia. Just 28% say things are going in the right direction in the country overall.

While there is some optimism about the general course of the state and Virginia locales, the poll reveals uncertainty over the health of the economy in the future. Registered voters are about as likely to expect the national economy to improve in the next year as they are to feel it will stay the same or decline.

Large percentages of Virginia voters feel the economy is likely to stay the same or get better in the next year.

Percent of registered voters in Virginia



Question: In the next year, do you think [the economy in] each of the following will get better, get worse, or stay about the same?
Source: Hampton University/AP-NORC Poll conducted October 6-12, 2020, with 887 registered voters in Virginia.

HAMPTON
UNIVERSITY

AP

NORC
at the University of Chicago

APNORC.org

Optimism for the future also remains low among those with lower household incomes. While 43% of those making \$50,000 or more a year expect their local economy to improve, just 29% of those making less than \$50,000 a year say the same. Comparably, just 33% of those making less than \$50,000 a year expect the Virginia economy to improve, compared to 42% of those making \$50,000 or more.

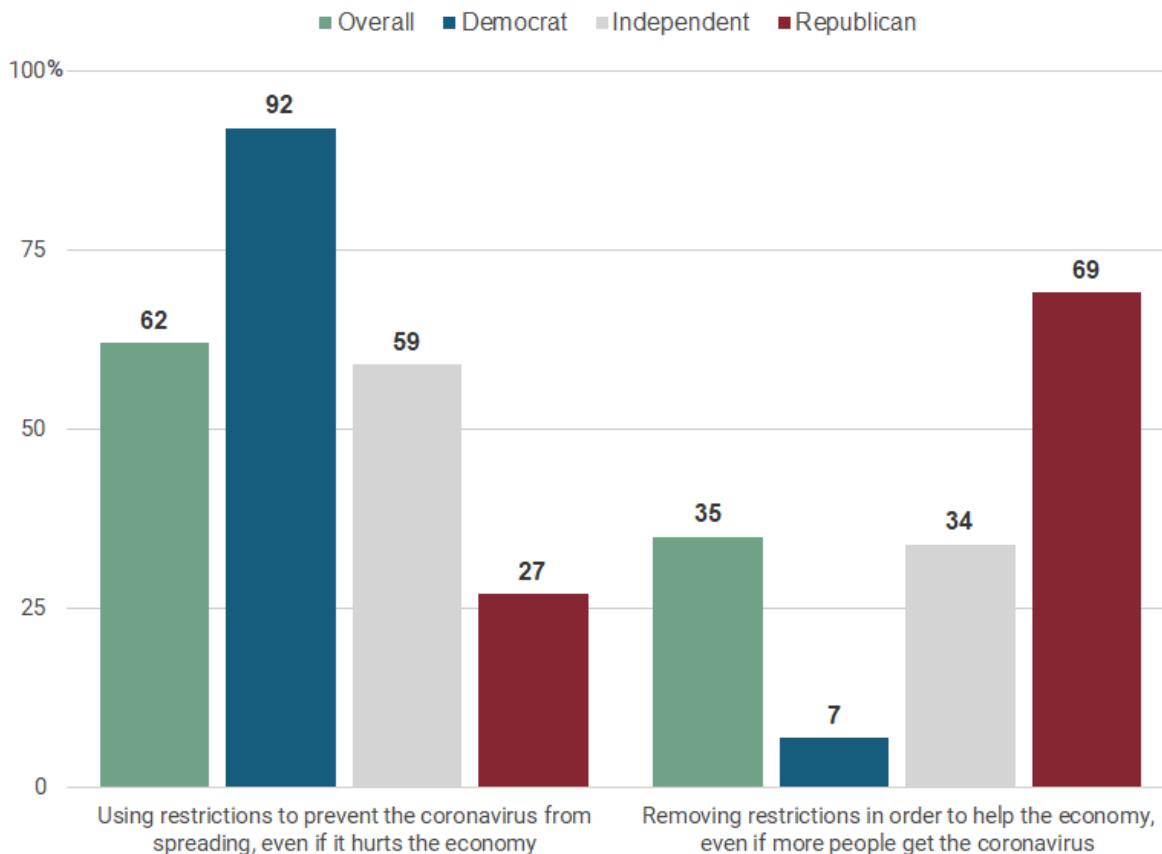
DESPITE ECONOMIC UNCERTAINTY, A MAJORITY OF VIRGINIANS SUPPORT RESTRICTIONS TO PREVENT THE SPREAD OF THE CORONAVIRUS.

Though a majority feel the economy will not be getting better in their state and community in the next year, Virginia voters still support restrictions to prevent the spread of the coronavirus. Sixty-two percent of registered Virginia voters support using restrictions to prevent the coronavirus from spreading, even if it hurts the economy. Just 35% would rather remove restrictions in order to help the economy, even if more people get the virus.

Large partisan differences emerge on the issue of restrictions. While most Democrats prioritize restrictions to prevent the coronavirus from spreading, a majority of Republicans feel that the priority should be removing restrictions in order to help the economy.

Partisans in Virginia divided on need for restrictions.

Percent of registered voters in Virginia



Question: In response to the coronavirus outbreak, do you think the government is doing too much, not enough, or about the right amount to help the financial situation of each of the following?

Source: Hampton University/AP-NORC Poll conducted October 6-12, 2020, with 887 registered voters in Virginia.

HAMPTON
UNIVERSITY

AP

NORC
at the University of Chicago

APNORC.org

WHILE VIRGINIA VOTERS SAY THEY ARE SPENDING LESS THAN USUAL, LESS THAN HALF REPORT PAYING DOWN DEBT OR SAVING MORE MONEY.

Many registered voters in Virginia are still feeling the economic impact of the coronavirus outbreak and feel the government could do more to help them. While many have cut back on spending, few report paying down debt or saving money. A majority of voters see large corporations as receiving too much aid and small businesses and individual Americans as receiving too little.

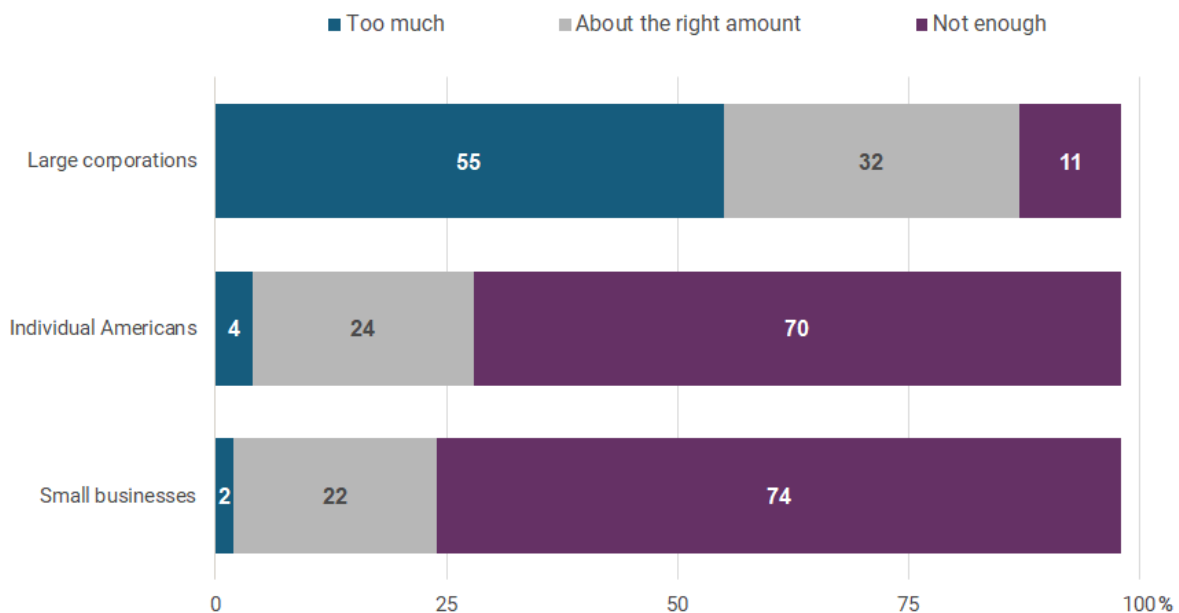
Since the start of the coronavirus outbreak, 66% of Virginia registered voters are spending less than usual. Despite many spending less, 67% report paying down debts, and 55% say they are not saving as much money as usual.

Inability to pay down debts and save money is especially hard for those making less than \$50,000 a year. Just 22% say of those making less than \$50,000 a year are able to pay down their debts faster than usual, compared to 35% of those making more each year. Sixty-two percent of those making less than \$50,000 a year do not report saving as much money as usual, compared to 53% of those making more than \$50,000 a year.

Registered voters in Virginia expect the government to do more to help out the financial situation for small businesses and individual Americans in response to the coronavirus outbreak. Seventy-four percent think the government is doing too little for small businesses and 70% feel the government is letting down individual Americans. A majority (55%) feel the government does too much for large businesses.

A majority of registered voters in Virginia say the government is doing too much for large corporations and too little for individuals and small businesses.

Percent of registered voters in Virginia



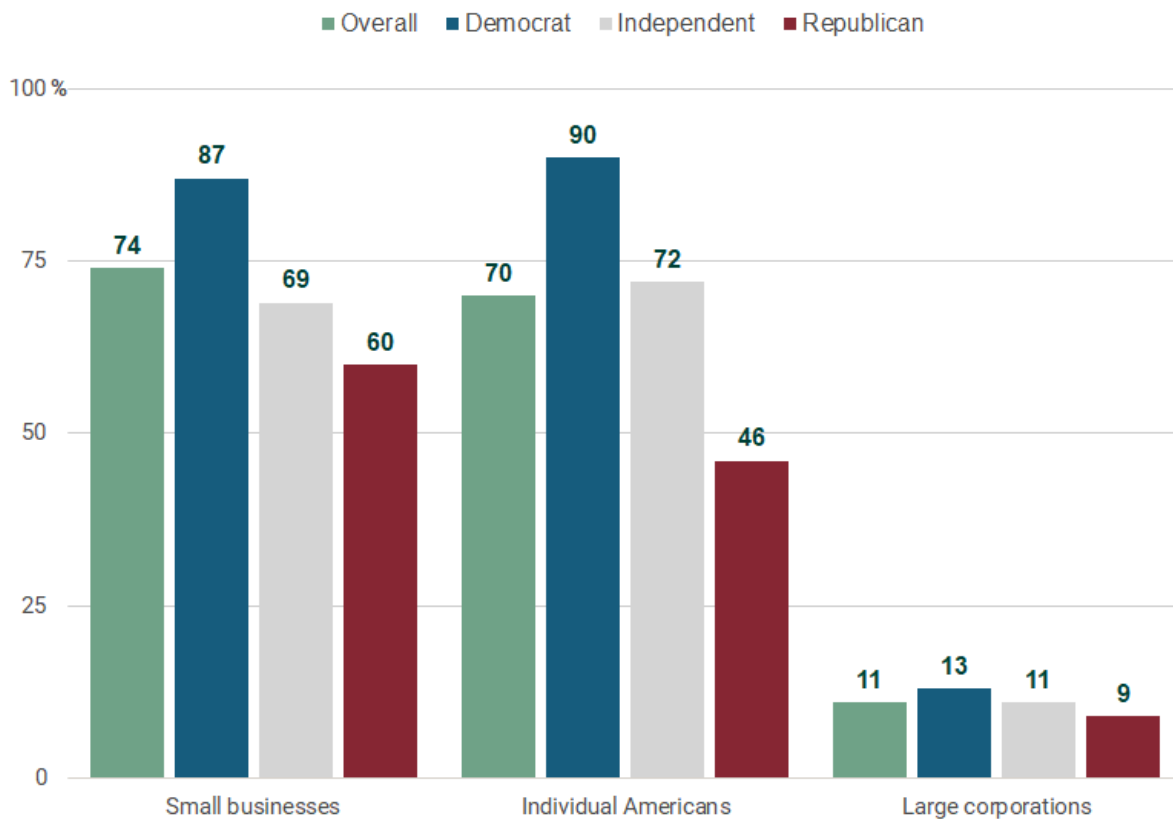
Question: In response to the coronavirus outbreak, do you think the government is doing too much, not enough, or about the right amount to help the financial situation of each of the following?

Source: Hampton University/AP-NORC Poll conducted October 6-12, 2020, with 887 registered voters in Virginia.

Partisan differences emerge on views about government responsibility for supporting businesses and individuals. Democrats and independents are more likely than Republicans to report the government is not doing enough for individual Americans.

Partisans in Virginia disagree on the role of the government in helping individual Americans.

Percent of registered voters in Virginia who say not enough



Question: In response to the coronavirus outbreak, do you think the government is doing too much, not enough, or about the right amount to help the financial situation of each of the following?

Source: Hampton University/AP-NORC Poll conducted October 6-12, 2020, with 887 registered voters in Virginia.

HAMPTON
UNIVERSITY

AP

NORC
at the University of Chicago

APNORC.org

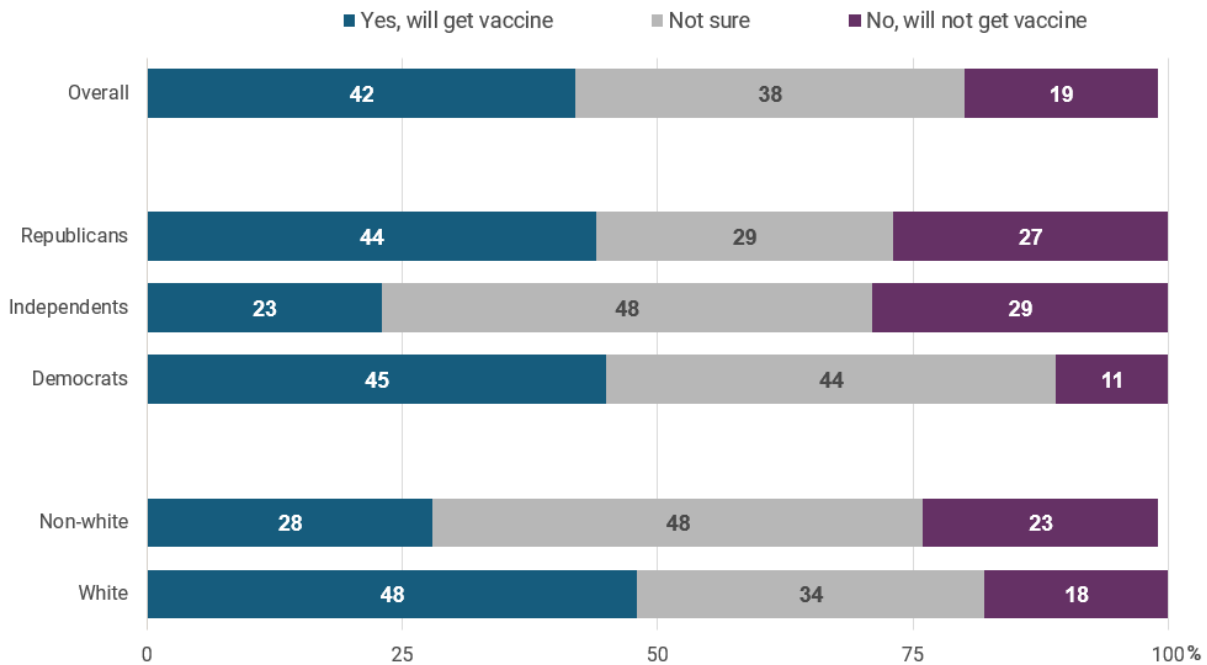
MOST VIRGINIA VOTERS EXPRESS RESERVATIONS ABOUT GETTING A CORONAVIRUS VACCINE.

Forty-two percent of registered voters in Virginia say they would get a coronavirus vaccine if it becomes available, and 19% say they would not. Thirty-eight percent say they are not sure.

Democrats and Republicans are about equally likely to say they will get the vaccine; however, Republicans are more likely to say they would not get the vaccine, while Democrats are more likely to say they are not sure. Non-white registered voters are more likely to say they are unsure about getting the vaccine, whereas whites are more likely to say they will get the vaccine.

Many Virginia voters have reservations about a possible coronavirus vaccine.

Percent of registered voters in Virginia



Question: If a vaccine against the coronavirus becomes available, do you plan to get vaccinated, or not?

Source: Hampton University/AP-NORC Poll conducted October 6-12, 2020, with 887 registered voters in Virginia.

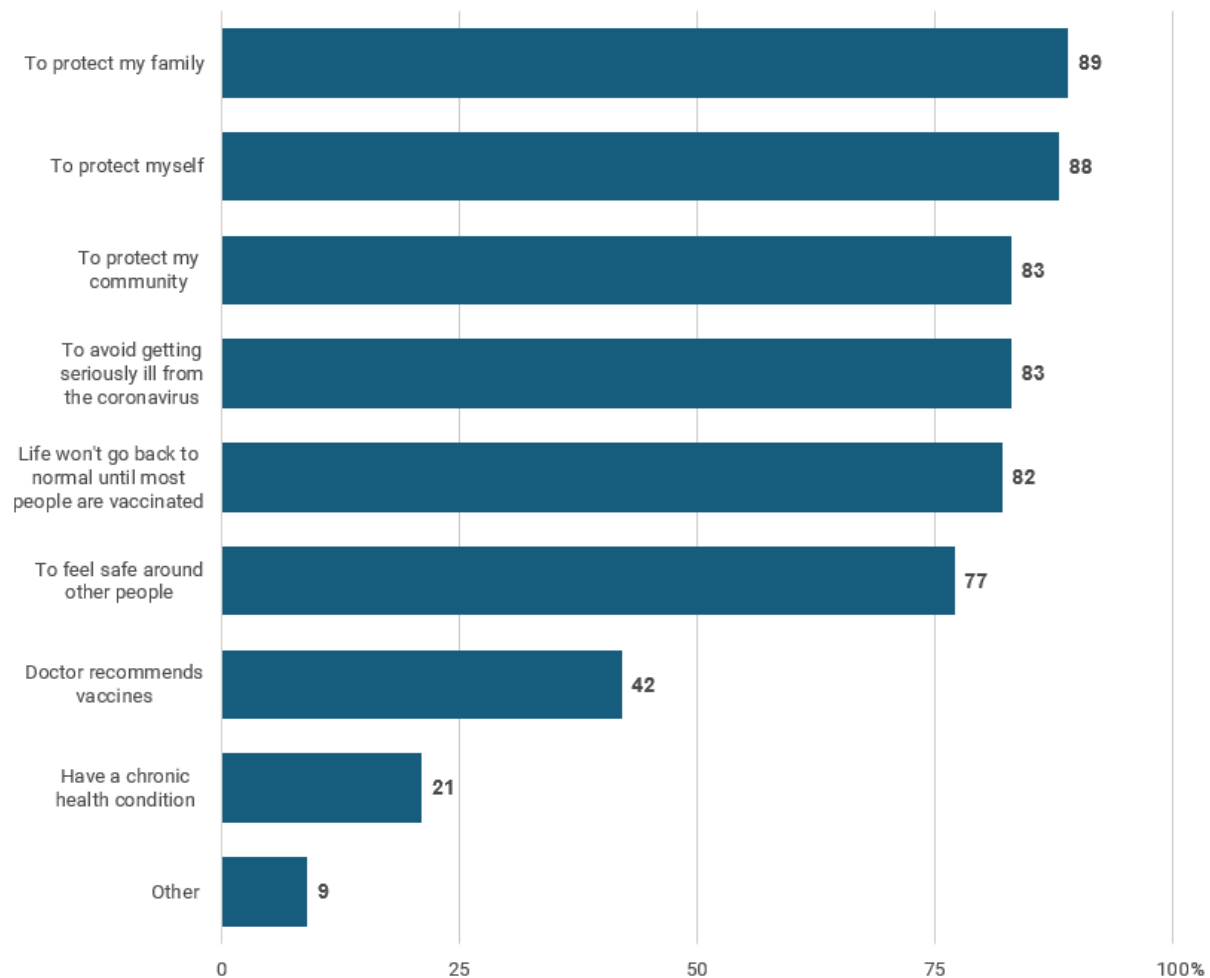


APNORC.org

Among those who say they will get a coronavirus vaccine if it becomes available, the most commonly reported reasons for doing so include protecting themselves, their family, and their community. Avoiding getting seriously ill and returning to normal life are also popular motives.

Which of the following are reasons you would get a coronavirus vaccine?

Percent of registered voters in Virginia who intend to get vaccinated



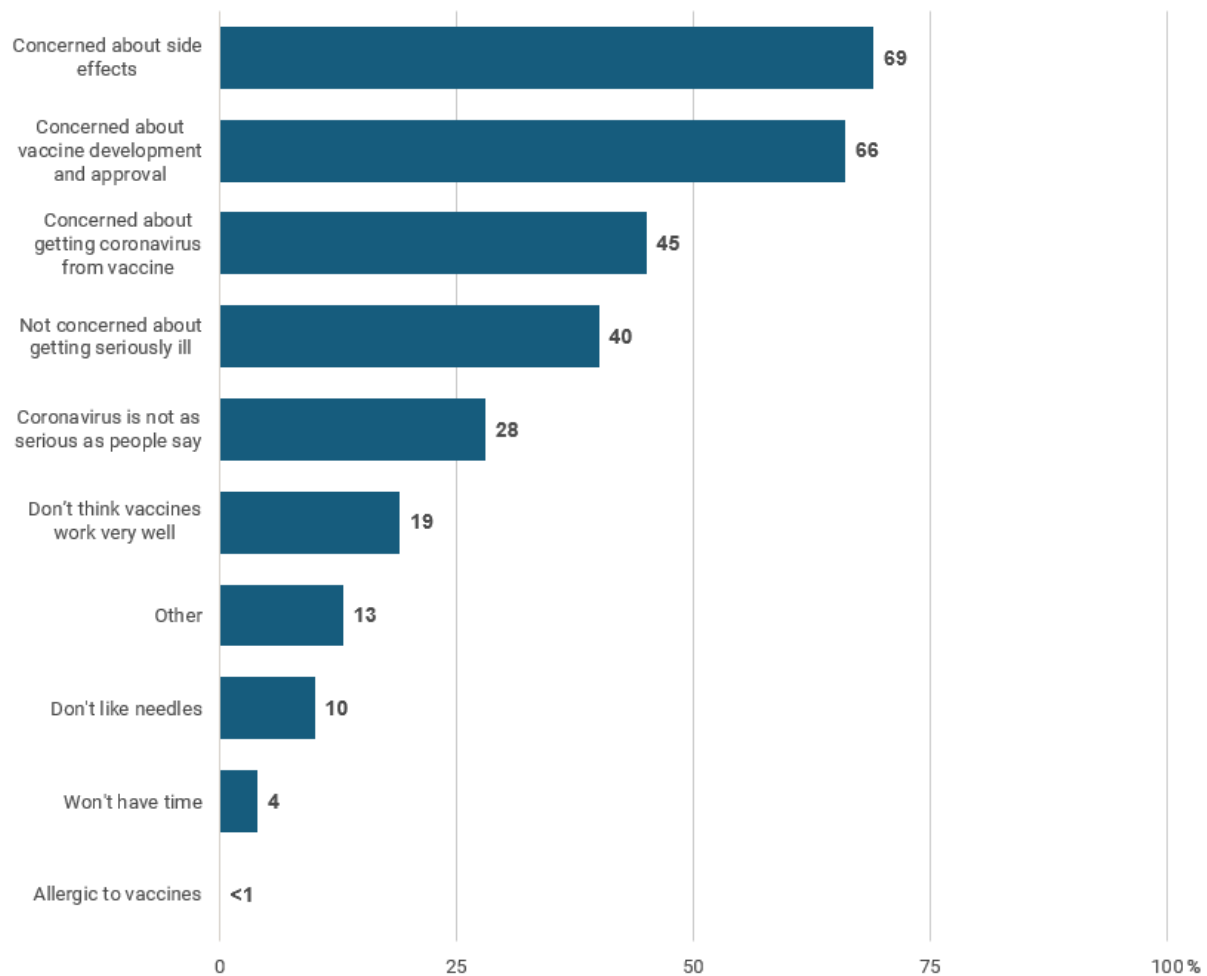
Question: Which of the following are reasons you would get a coronavirus vaccine?

Source: Hampton University/AP-NORC Poll conducted October 6-12, 2020, with 887 registered voters in Virginia.

For those who say they will not get a vaccine if it becomes available, concerns about potential side effects and the development and approval process are most prevalent.

Which of the following are reasons you would not get a coronavirus vaccine?

Percent of registered voters in Virginia who don't intend to get vaccinated



Question: Which of the following are reasons you would not get a coronavirus vaccine?

Source: Hampton University/AP-NORC Poll conducted October 6-12, 2020, with 887 registered voters in Virginia.

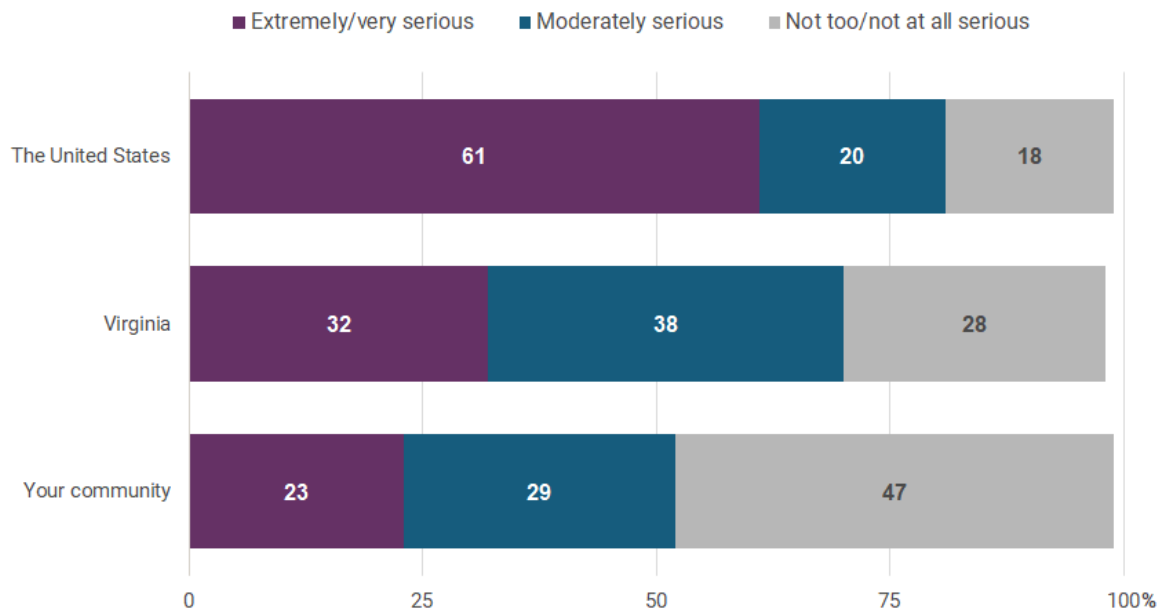
REGISTERED VOTERS IN VIRGINIA THINK RACE RELATIONS ARE A SERIOUS PROBLEM NATIONALLY, BUT ARE DIVIDED IN SUPPORT OF PROTESTS IN RESPONSE TO POLICE VIOLENCE AGAINST BLACK AMERICANS.

In the wake of national protests in response to incidents of police violence and racial injustice, Virginia voters view racism as an important problem, but are less likely to see it as a problem in Virginia or in their community. Most registered voters feel race relations have gotten worse in both the past year and the past five years. Voters are split politically on their support for protests against police violence.

Overall, 61% of registered Virginia voters feel racism is a very or extremely serious problem in the United States, but just 32% feel the problem is serious in Virginia, and 23% say it is a serious problem in their community.

Few Virginians perceive racism in their own community, but think it is a serious problem nationwide.

Percent of registered voters in Virginia



Question: How serious a problem do you think racism is in each of the following?

Source: Hampton University/AP-NORC Poll conducted October 6-12, 2020, with 887 registered voters in Virginia.

HAMPTON
UNIVERSITY

AP

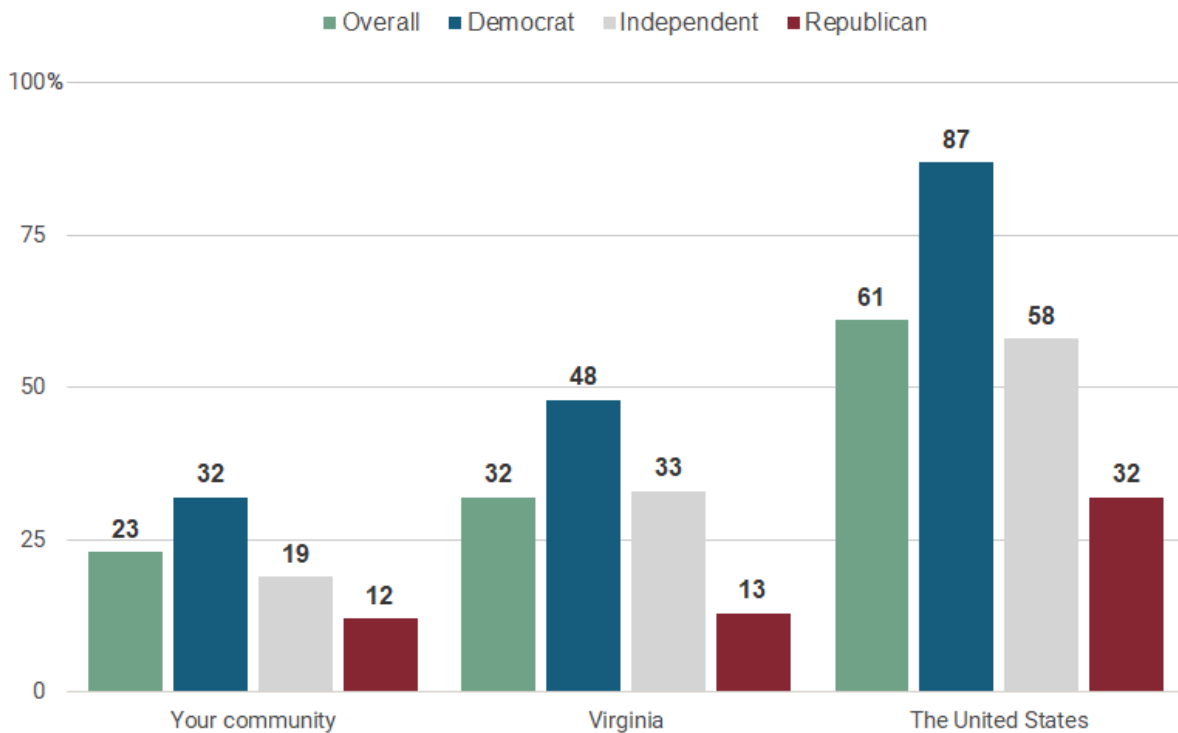
NORC
at the University of Chicago

APNORC.org

Still, only a minority of Republicans say racism is a problem in the United States, and Democrats are more than twice as likely as Republicans to perceive it as a serious problem.

Democrats are more likely to perceive racism as a serious problem locally and across the country.

Percent of registered voters in Virginia who say very or extremely serious



Question: How serious a problem do you think racism is in each of the following?

Source: Hampton University/AP-NORC Poll conducted October 6-12, 2020, with 887 registered voters in Virginia.

HAMPTON
UNIVERSITY

AP

NORC
at the University of Chicago

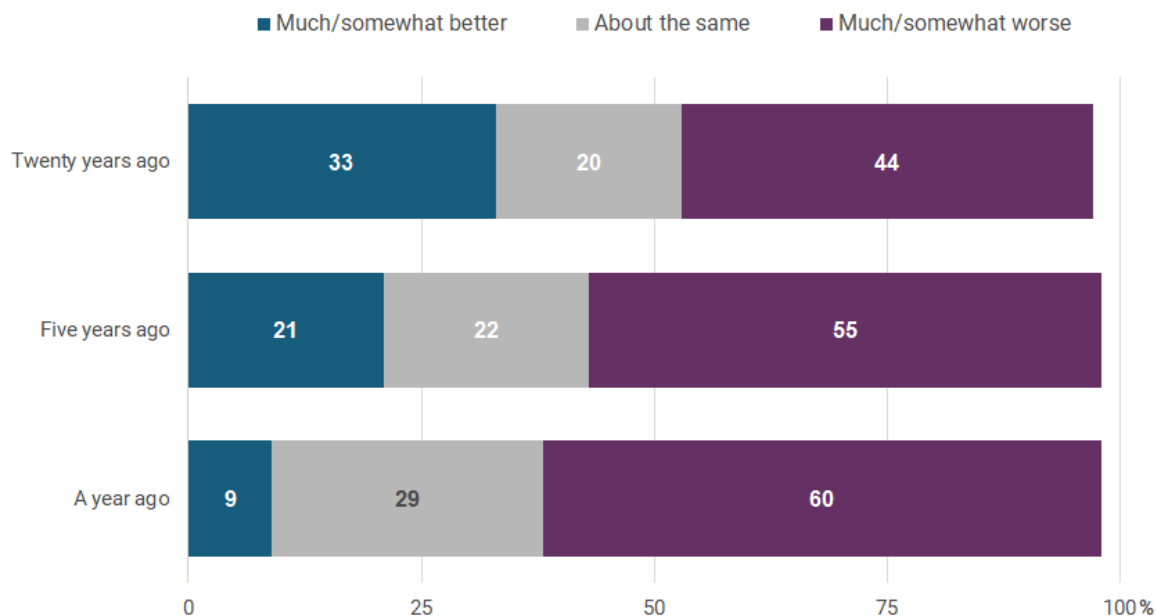
APNORC.org

Younger registered voters are more likely than older voters to perceive racism as a problem in their own communities and the Commonwealth. Forty-one percent of those age 18 to 44 view racism as a serious problem in Virginia, compared to 26% of those age 45 and older. Twenty-nine percent of younger people in the state see racism as a serious problem in their community, compared to just 18% of those age 18 to 44. Across all age groups, a majority of registered voters in Virginia perceive racism as a serious problem in the United States.

Virginia voters also tend to view racism as getting worse.

Virginia voters believe racism is getting worse.

Percent of registered voters in Virginia



Question: Do you think race relations in the United States are better, worse, or about the same as they were...

Source: Hampton University/AP-NORC Poll conducted October 6-12, 2020, with 887 registered voters in Virginia.

HAMPTON
UNIVERSITY

AP

NORC at the University of Chicago

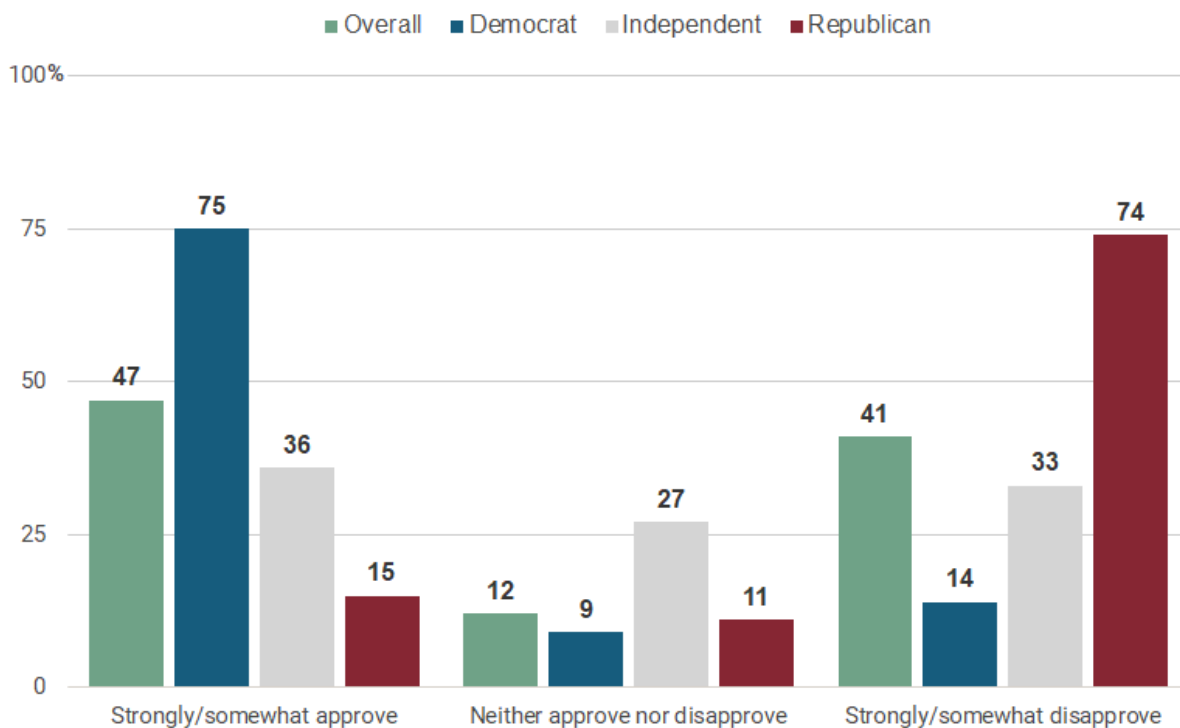
APNORC.org

Approval of protests in response to police violence against Black Americans is mixed. Although the greatest share (47%) of registered voters approve, 41% disapprove of the recent protests.

Sharp political divisions are visible on this issue, too; 75% of Democrats approve of the protests against police violence, whereas 74% of Republicans disapprove.

Virginian partisans are divided on approval of recent protests against police violence.

Percent of registered voters in Virginia who say very or extremely serious



Question: In general, do you approve, disapprove, or neither approve nor disapprove of the recent protests in response to police violence against Black Americans?

Source: Hampton University/AP-NORC Poll conducted October 6-12, 2020, with 887 registered voters in Virginia.

HAMPTON
UNIVERSITY

AP

NORC
at the University of Chicago

APNORC.org

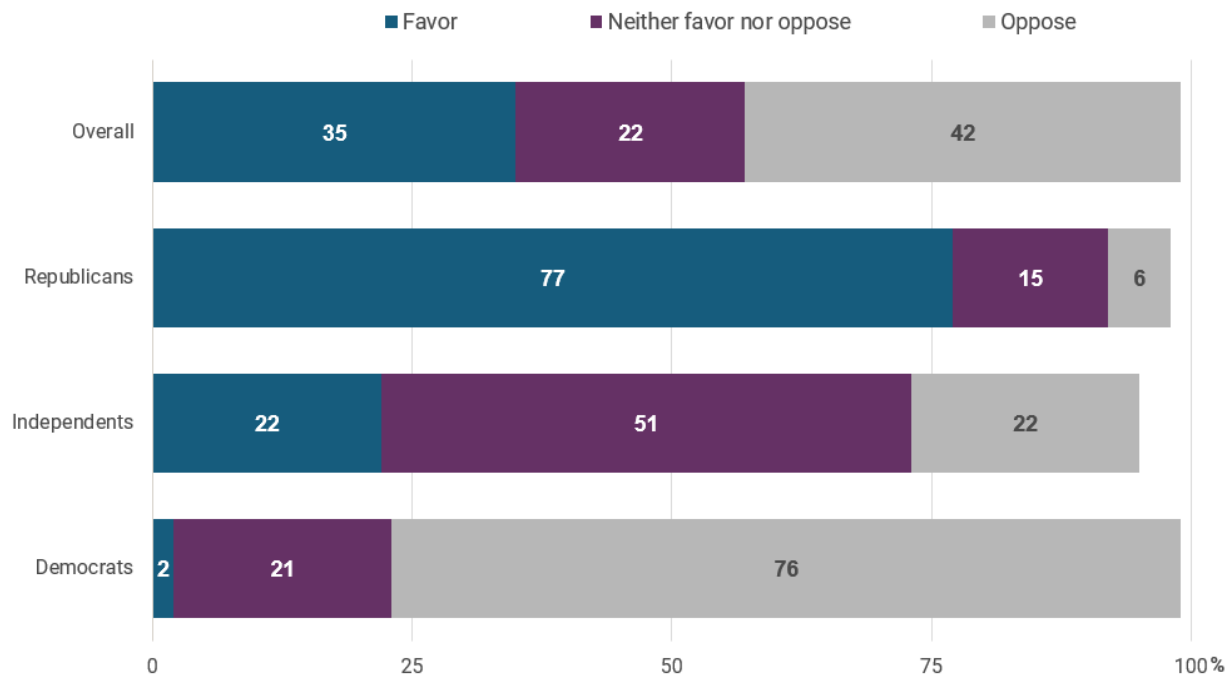
While a majority of young Virginia voters approve of the protests, fewer older Virginians approve. Fifty-five percent of those age 18 to 29 approve of the protests, while just 44% of those age 30 to 44, 48% of those age 45 to 59, and 43% of those age 60 and older approve.

DEMOCRATS AND REPUBLICANS HOLD STRONG VIEWS IN THEIR SUPPORT FOR AMY CONEY BARRETT'S NOMINATION TO THE SUPREME COURT, BUT MORE THAN HALF OF INDEPENDENTS EXPRESS NO OPINION.

Following the nomination of Judge Amy Coney Barrett to fill Justice Ruth Bader Ginsburg's seat on the Supreme Court, 35% of Virginia voters support her confirmation as a Justice, 42% oppose it, and 22% don't have an opinion one way or the other. Support is largely driven by partisanship.

Partisanship drives support for Amy Coney Barrett's nomination to the Supreme Court.

Percent of registered voters in Virginia



Question: Do you favor, oppose, or neither favor nor oppose Amy Coney Barrett's confirmation by the U.S. Senate as a Supreme Court Justice?
Source: Hampton University/AP-NORC Poll conducted October 6-12, 2020, with 887 registered voters in Virginia.



APNORC.org

STUDY METHODOLOGY

This survey was conducted by Hampton University and The Associated Press-NORC Center for Public Affairs Research with funding from Hampton University. Staff from Hampton and The AP-NORC Center collaborated on all aspects of the study.

The survey is designed to provide estimates of Virginia registered voters. Interviews were conducted from October 6-12, 2020, with 887 Virginia registered voters.

NORC obtained a sample of registered voters from Catalist LLC's registered voter database. This database includes demographic information, as well as addresses for registered voters, allowing potential respondents to be contacted via mail. All sample records were mailed a postcard inviting them to complete the survey either online using a unique PIN or via telephone by calling a toll-free number. Postcards were addressed by name to the sampled registered voter if an individual was under age 35; postcards were addressed to "Virginia registered voter" in all other cases.

Interviews were conducted online and over the phone, with 865 completed via the web and 22 completed via telephone. Interviews were conducted in English and respondents were offered a small monetary incentive for completing the survey. The screener completion rate is 2.6%, and the final stage completion rate is 96.1%, for a cumulative response rate of 2.5%.

Sample Performance Summary

Sampled/ Invited Households	No. Screening Interviews Completed	Base- Weighted Screener Completion Rate	No. Panelists Eligible for Interview	Incidence / Eligibility Rate	No. Survey Interviews Completed	Interview Completion Rate	Response Rate
41,979	933	2.6%	923	98.9%	887	96.1%	2.5%

Once the samples have been selected and fielded, and all the study data have been collected and made final, an iterative raking process is used to adjust for any survey nonresponse as well as any noncoverage or under- and oversampling resulting from the study-specific sample design. Raking variables include age, gender, race/ethnicity, education, and 2016 Presidential vote. Demographic weighting variables were derived from a combination of data from the U.S. Census Bureau's November 2018 [Current Population Survey](#) Voting and Registration Supplement, Catalist's voter file, and the Census Bureau's 2018 [American Community Survey](#). Data about the 2016 elections was obtained from The Associated Press. The weighted data reflect Virginia registered voters.

The overall margin of error for the combined sample is +/- 4.6 percentage points at the 95% confidence level, including the design effect. The margin of sampling error may be higher for subgroups.

CONTRIBUTING RESEARCHERS

From NORC at the University of Chicago

David Sterrett
Dan Malato
Melissa Shannon
Semilla Stripp
Will Bonnell
Jennifer Benz
Trevor Tompson

From The Associated Press

Emily Swanson
Hannah Fingerhut

From Hampton University

Kelly Harvey Viney
Bill Thomas

ABOUT THE HAMPTON UNIVERSITY CENTER FOR PUBLIC POLICY

The HU Center for Public Policy (CPP) is an objective, non-partisan source for information and solutions on a variety of topics. Along with HU's mission of education and service, the Center for Public Policy stands to serve as the pulse of the people of Virginia and is poised to meet the challenge by contributing publications, speakers, forums and new age social media engagement that advances the current and future ideas and trends in the public policy arena. Our polling is conducted using the highest quality methodological standards including innovative new formats for better accuracy in the industry.

Established in 2008 by visionary Hampton University President, Dr. William R. Harvey, the aim was to create the Center for Public Policy to help facilitate a connection for students between classroom theory and practical application in the real-world. Moving forward into the 21st century and beyond, the CPP is meeting the emerging needs of the global community by expanding into a research focused institution.

For Topline results, the executive summary and more information on the Hampton University Center for Public Policy call 757-727-5426 or visit <http://www.hamptonu.edu/cpp/polls/>.

ABOUT THE ASSOCIATED PRESS-NORC CENTER FOR PUBLIC AFFAIRS RESEARCH

The AP-NORC Center for Public Affairs Research taps into the power of social science research and the highest-quality journalism to bring key information to people across the nation and throughout the world.

- The Associated Press is an independent global news organization dedicated to factual reporting. Founded in 1846, AP today remains the most trusted source of fast, accurate, unbiased news in all formats and the essential provider of the technology and services vital to the news business. More than half the world's population sees AP journalism every day.
- NORC at the University of Chicago is one of the oldest and most respected, independent research institutions in the world.

The two organizations have established The AP-NORC Center for Public Affairs Research to conduct, analyze, and distribute social science research in the public interest on newsworthy topics, and to use the power of journalism to tell the stories that research reveals.

The founding principles of The AP-NORC Center include a mandate to carefully preserve and protect the scientific integrity and objectivity of NORC and the journalistic independence of AP. All work conducted by the Center conforms to the highest levels of scientific integrity to prevent any real or perceived bias in the research. All of the work of the Center is subject to review by its advisory committee to help ensure it meets these standards. The Center will publicize the results of all studies and make all datasets and study documentation available to scholars and the public.

Please visit <https://www.apnorc.org> for more information.