

FEW VIEW MEXICO AS A CLOSE ALLY, BUT MANY BELIEVE THE U.S. AND MEXICO SHARE RESPONSIBILITY FOR ISSUES AT THE BORDER

Only 16% of adults view Mexico as a close ally, but majorities believe the U.S and Mexican governments share a responsibility to prevent illegal immigration and drug trafficking, according to a new Pearson Institute/AP-NORC Center Poll.

The poll is being released in conjunction with the [2023 Pearson Global Forum](#), an event that will bring together researchers and policymakers to develop strategies to prevent and resolve international conflicts.

When it comes to foreign policy with Mexico, immigration is a top priority. However, Democrats are more likely than Republicans to say creating opportunities for legal immigration is important (57% vs. 25%), while Republicans are more likely than Democrats to say preventing illegal immigration is important (80% vs. 35%).

Only 20% of adults have a favorable view of Mexican immigrants living in the U.S. illegally, while 69% hold favorable views of Mexican immigrants living in the U.S. legally.

Sixty-five percent of adults have a favorable view of Mexican culture, and majorities of the public report engaging with Mexican culture within the U.S. and interacting with people of Mexican heritage. Adults who interact with Mexican culture tend to have more positive views about Mexican



© AP Photo/George Widman

Four Things You Should Know

About the Pearson Institute/AP-NORC Poll

Among all Adults:

- 1) 16% view Mexico as a close ally, compared with 62% who say the same about Canada.
- 2) 69% have a favorable opinion of Mexican immigrants living in the U.S. legally and 65% view Mexican culture favorably. But just 20% have favorable views of Mexican immigrants living in the U.S. illegally.
- 3) About two-thirds of adults say the U.S. and Mexico share responsibility for preventing illegal immigration into the U.S., and 73% say both are responsible for preventing illegal drug trafficking.
- 4) 8 in 10 Americans think preventing illegal immigration across the U.S.-Mexico border is an important foreign policy goal and more than 7 in 10 say the same for creating more opportunities for legal immigration.

immigrants living in the U.S. both legally and illegally, and Mexican culture.

The nationwide poll was conducted by the Pearson Institute for the Study and Resolution of Global Conflicts and The Associated Press-NORC Center for Public Affairs Research from September 21 to 25, 2023, using AmeriSpeak®, the probability-based panel of NORC at the University of Chicago. Online and telephone interviews using landlines and cell phones were conducted with 1,191 adults. The margin of sampling error is +/- 3.8 percentage points.

ABOUT HALF OF ADULTS CONSIDER MEXICO FRIENDLY BUT NOT A CLOSE ALLY TO THE U.S.

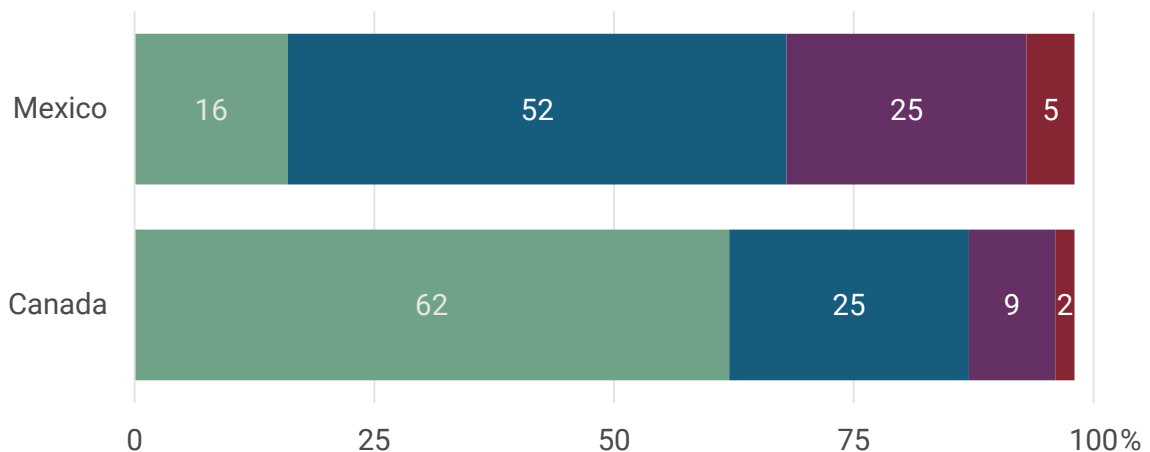
Just 16% of adults consider Mexico a close ally of the U.S. compared to 62% who consider Canada a close ally. About half of the public describes the U.S.-Mexico relationship as friendly but not close. And just 30% describe it as more adversarial.

Democrats are more likely to describe Mexico as a close ally compared to Republicans (21% vs. 13%).

About half say Mexico is friendly but not a close ally of the U.S.

Percent of adults

■ Close allies ■ Friendly but not close allies ■ Not Friendly but not enemies ■ Enemies



Questions: How would you describe the relationship between the following countries and the United States? Would you say they are close allies, friendly but not close allies, not friendly but not enemies, or enemies?

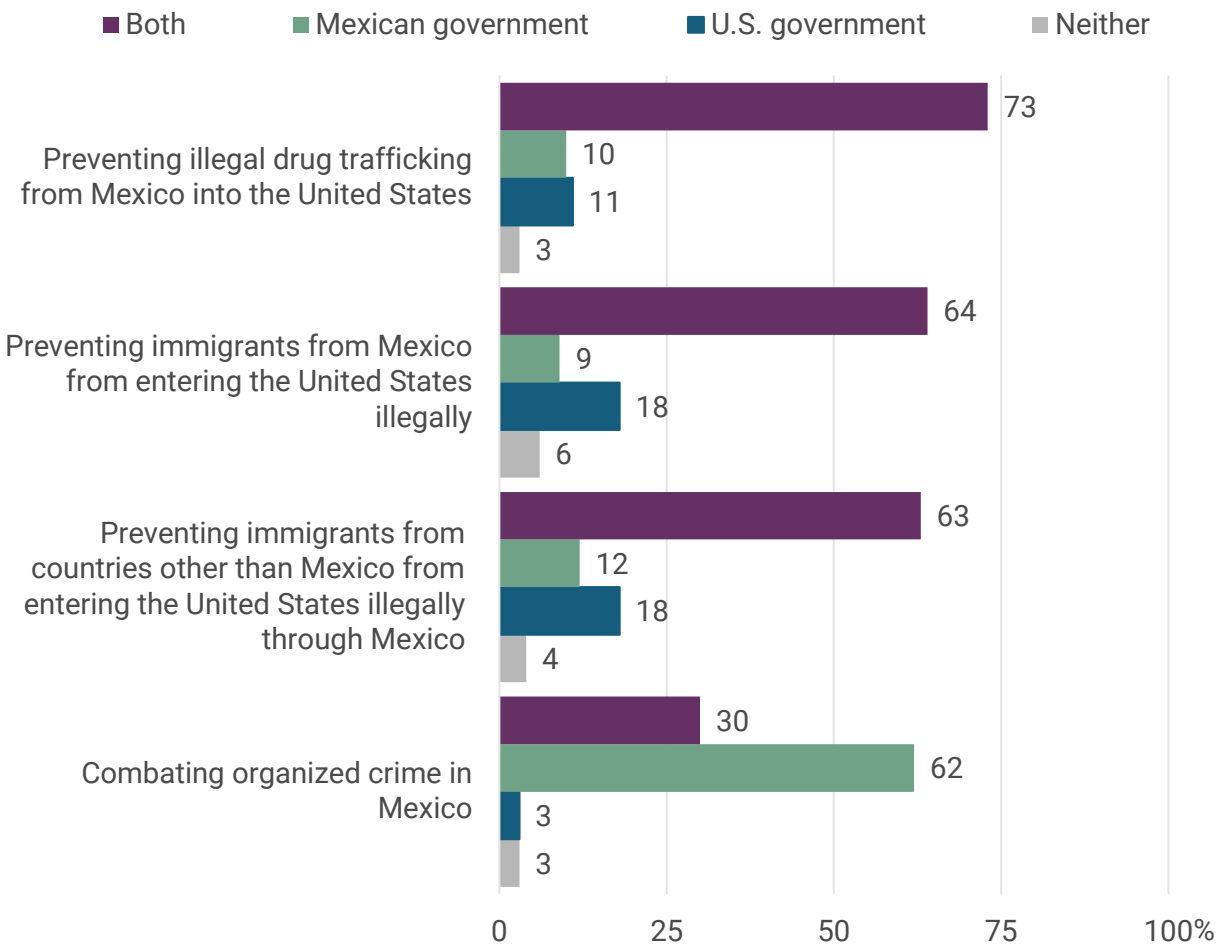
Source: Pearson Institute/AP-NORC poll conducted September 21-25, 2023, with 1,191 adults age 18 and older nationwide.

MAJORITIES OF ADULTS BELIEVE THE U.S. AND MEXICO SHARE RESPONSIBILITY FOR GOVERNING THE BORDER, BUT THAT MEXICO IS RESPONSIBLE FOR COMBATTING ORGANIZED CRIME IN MEXICO.

About 3 in 4 adults believe both the U.S. and Mexican governments share responsibility for stopping illegal drug trafficking, and two-thirds say both have a shared responsibility to prevent illegal immigration into the U.S. However, a majority (62%) believe the Mexican government is solely responsible for combatting organized crime in Mexico.

Majority of adults believe the U.S. and Mexico share responsibility for governing the border.

Percent of adults



Questions: Which government do you think should have more of the responsibility for each of the following: the U.S. government, the Mexican government, both or neither?

Source: Pearson Institute/AP-NORC poll conducted September 21-25, 2023, with 1,191 adults age 18 and older nationwide.



APNORC.org

Similar percentages of Democrats and Republicans believe both governments are responsible for preventing illegal immigration from Mexico and other countries as well as drug trafficking coming into the U.S. from Mexico. Both parties also feel the Mexican government should shoulder more of the responsibility for combating organized crime in Mexico.

THE PUBLIC PRIORITIZES IMPROVING IMMIGRATION POLICIES AND BORDER SECURITY WITH MEXICO.

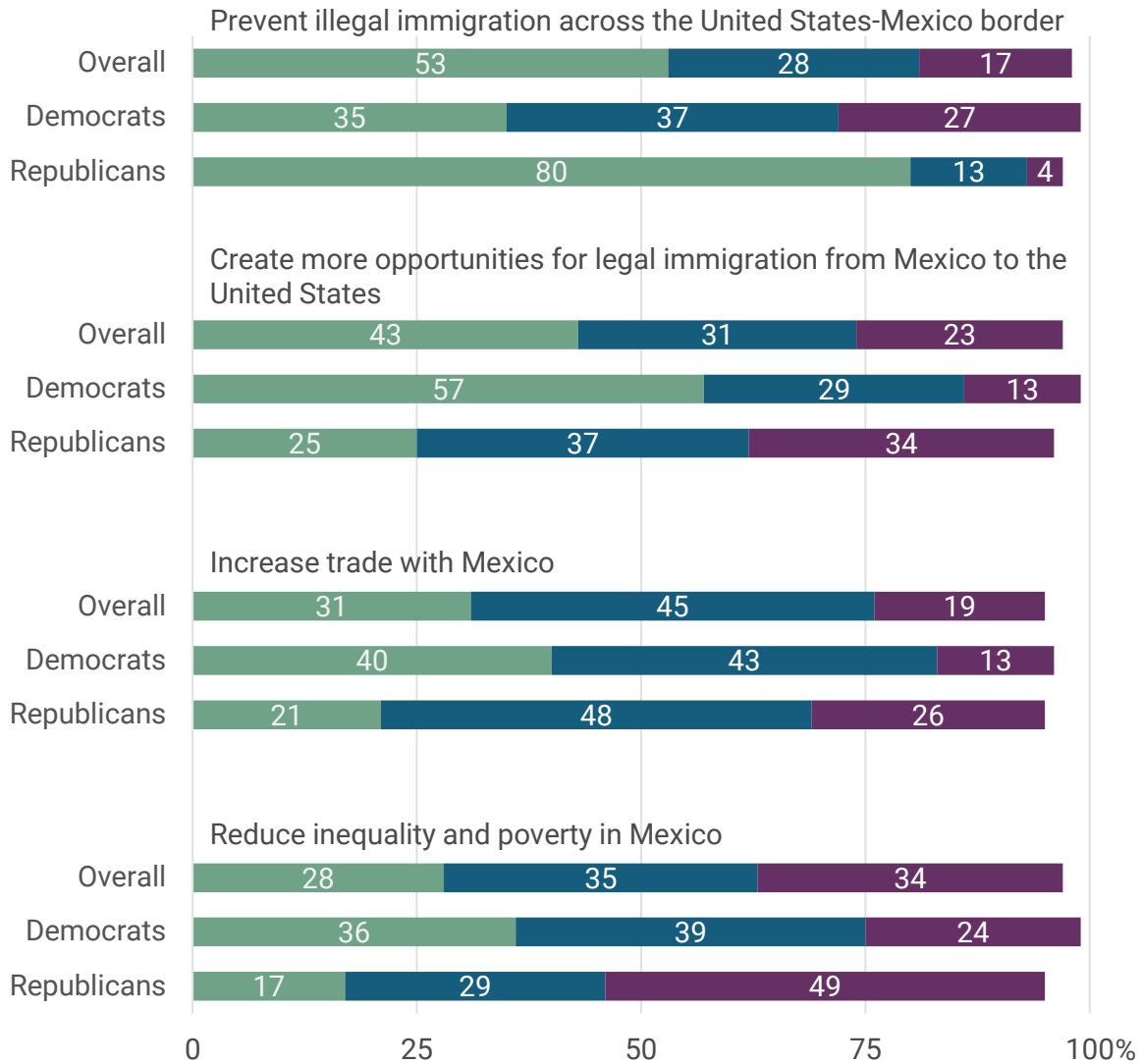
Eight in 10 Americans think preventing illegal immigration across the U.S.-Mexico border is an important foreign policy goal and more than 7 in 10 say the same for creating more opportunities for legal immigration and increasing trade with Mexico. Fewer view reducing inequality and poverty in Mexico as an important foreign policy goal.

Democrats are more than twice as likely as Republicans to prioritize creating more opportunities for legal immigration (57% vs. 25%), whereas Republicans are more than twice as likely as Democrats to prioritize preventing illegal immigration at the U.S.-Mexico border (80% vs. 35%).

Democrats prioritize creating opportunities for legal immigrants, and Republicans prioritize stopping illegal immigration.

Percent of adults

■ Extremely/Very important ■ Somewhat important ■ Not at all/Not too important



Question: Thinking about the foreign policy goals of the United States, please tell me how important it is for the United States to do each of the following:

Source: Pearson Institute/AP-NORC poll conducted September 21-25, 2023, with 1,191 adults age 18 and older nationwide.



APNORC.org

MOST ADULTS HOLD POSITIVE VIEWS OF LEGAL MEXICAN IMMIGRANTS IN THE U.S., BUT MANY HAVE NEGATIVE VIEWS OF THOSE IN THE COUNTRY ILLEGALLY.

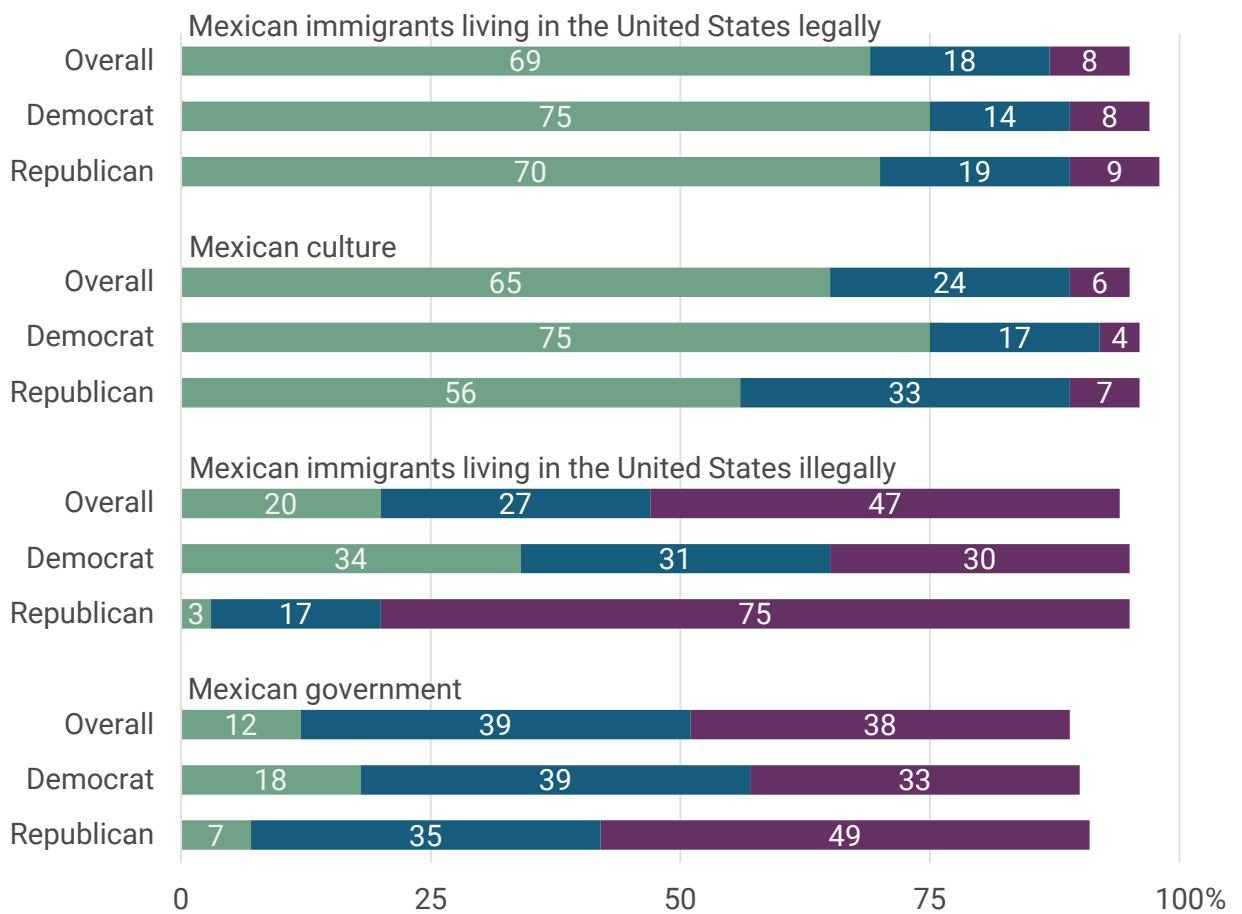
Many adults report favorable opinions of Mexican culture and Mexican immigrants living in the U.S. legally, but few have favorable views of the Mexican government or Mexican immigrants living in the U.S. illegally.

Democrats are more likely than Republicans to have at least somewhat favorable views of Mexican immigrants living in the U.S. illegally, Mexican culture, and the Mexican government.

Democrats are more likely to view Mexican immigrants, Mexican culture, and the Mexican government favorably.

Percent of adults

■ Very/Somewhat favorable ■ Neither favorable nor unfavorable ■ Very/Somewhat unfavorable



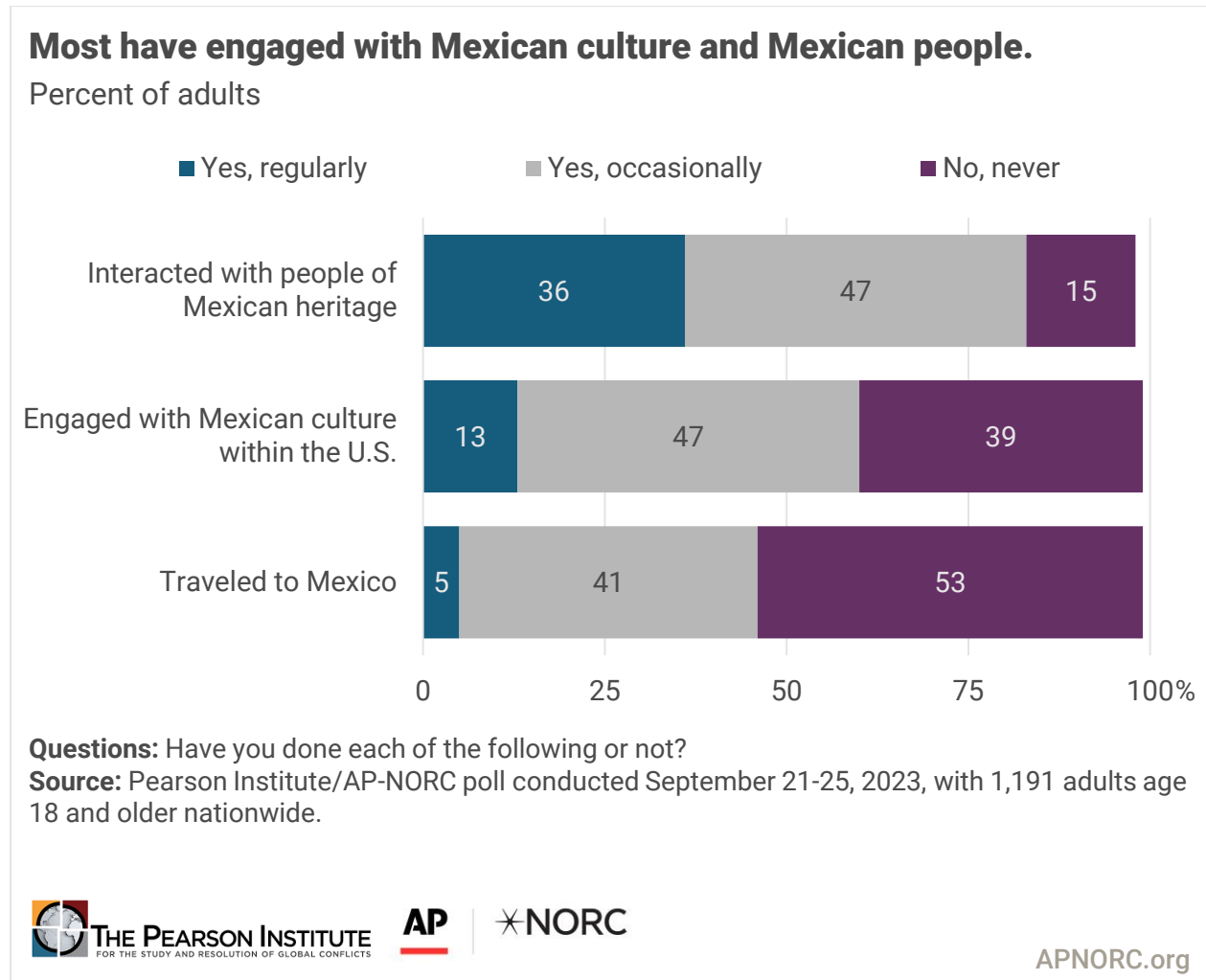
Question: For each of the following please indicate if you have a favorable, unfavorable, or neither favorable nor unfavorable opinion.

Source: Pearson Institute/AP-NORC poll conducted September 21-25, 2023, with 1,191 adults age 18



ADULTS WHO HAVE ENGAGED WITH MEXICAN CULTURE TEND TO HAVE MORE FAVORABLE VIEWS OF MEXICAN IMMIGRANTS.

While about half of adults report they have traveled to Mexico, a majority say they have interacted with Mexican people and engaged with Mexican culture.

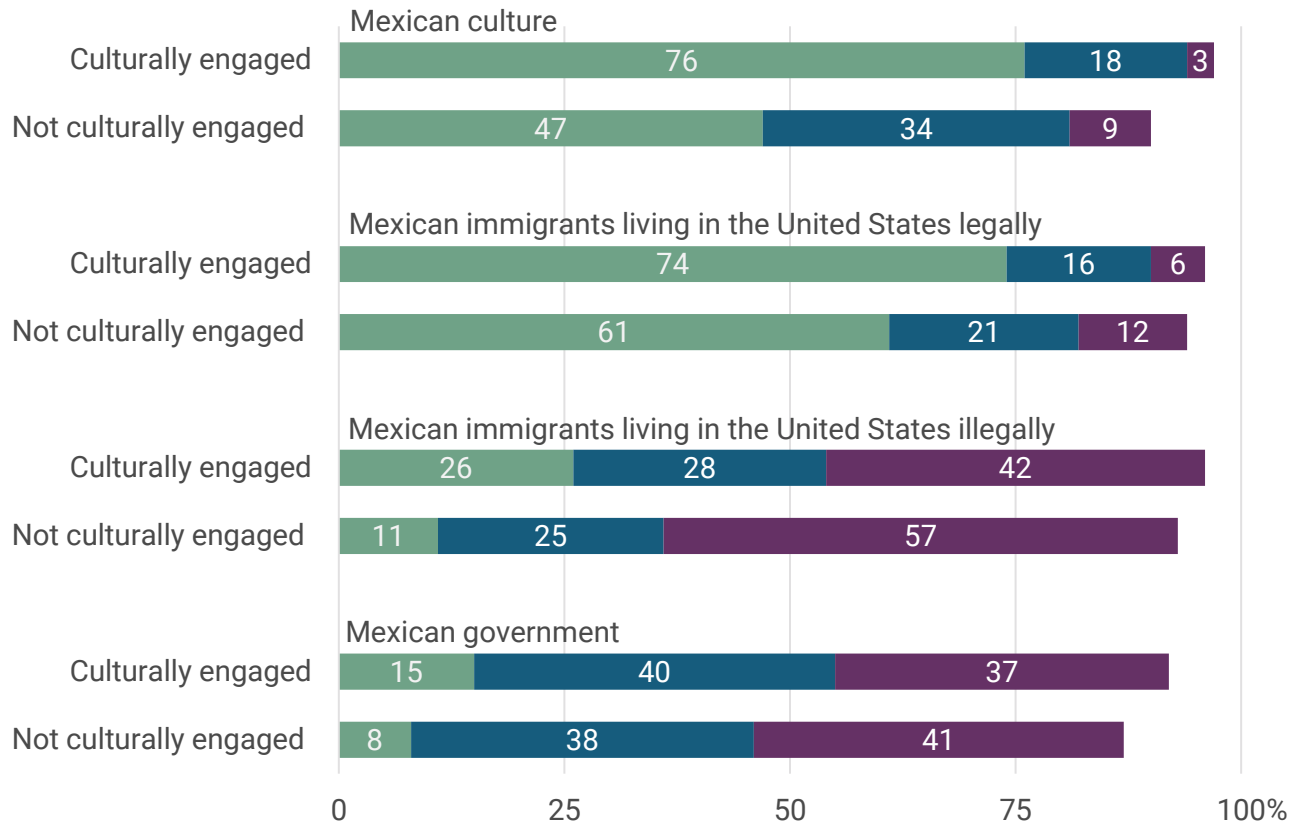


Those who have engaged with Mexican culture in the U.S. are more likely than those who have not to hold favorable opinions of Mexican immigrants living in the U.S. both legally and illegally, and Mexican culture. This is true even when accounting for the effects of party identification, race and ethnicity, age, gender, and education.

Those who have engaged in Mexican culture are more likely to view many aspects of Mexico favorably.

Percent of adults

■ Very/Somewhat favorable ■ Neither favorable nor unfavorable ■ Very/Somewhat unfavorable



Question: For each of the following please indicate if you have a favorable, unfavorable, or neither favorable nor unfavorable opinion.

Source: Pearson Institute/AP-NORC poll conducted September 21-25, 2023, with 1,191 adults age 18 and older nationwide.

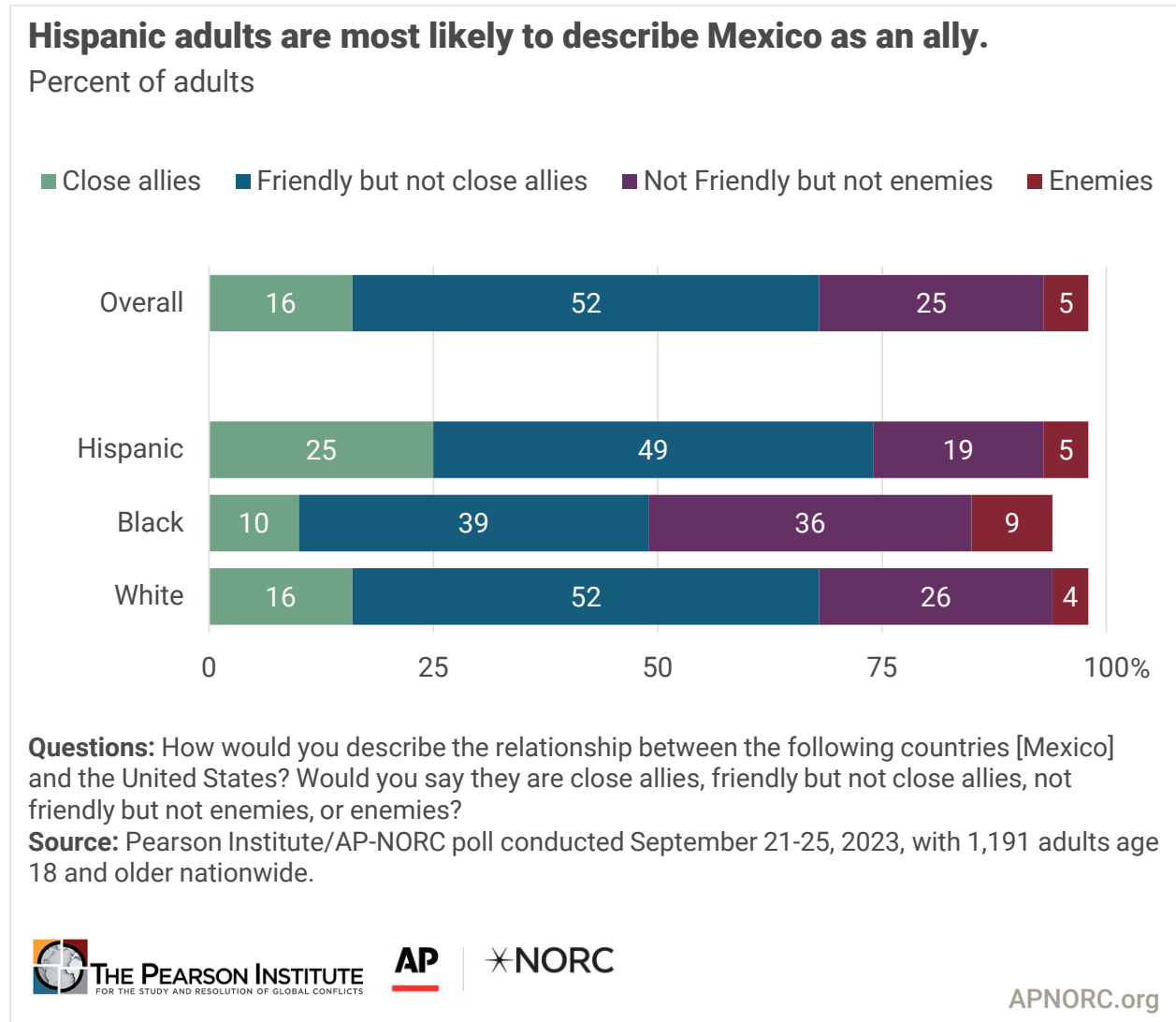


APNORC.org

Those who have engaged with Mexican culture are also more likely than those who haven't to prioritize certain foreign policy goals, including creating more opportunities for legal immigration (51% vs. 30%) and increasing trade with Mexico (37% vs. 22%).

HISPANIC ADULTS ARE MORE LIKELY TO DESCRIBE MEXICO AS A CLOSE ALLY AND HOLD FAVORABLE VIEWS OF ILLEGAL IMMIGRANTS COMPARED TO WHITE AND BLACK ADULTS.

Hispanic adults are more likely to describe Mexico as an ally than white and Black adults, but still only 25% of Hispanic adults view Mexico as a close ally.

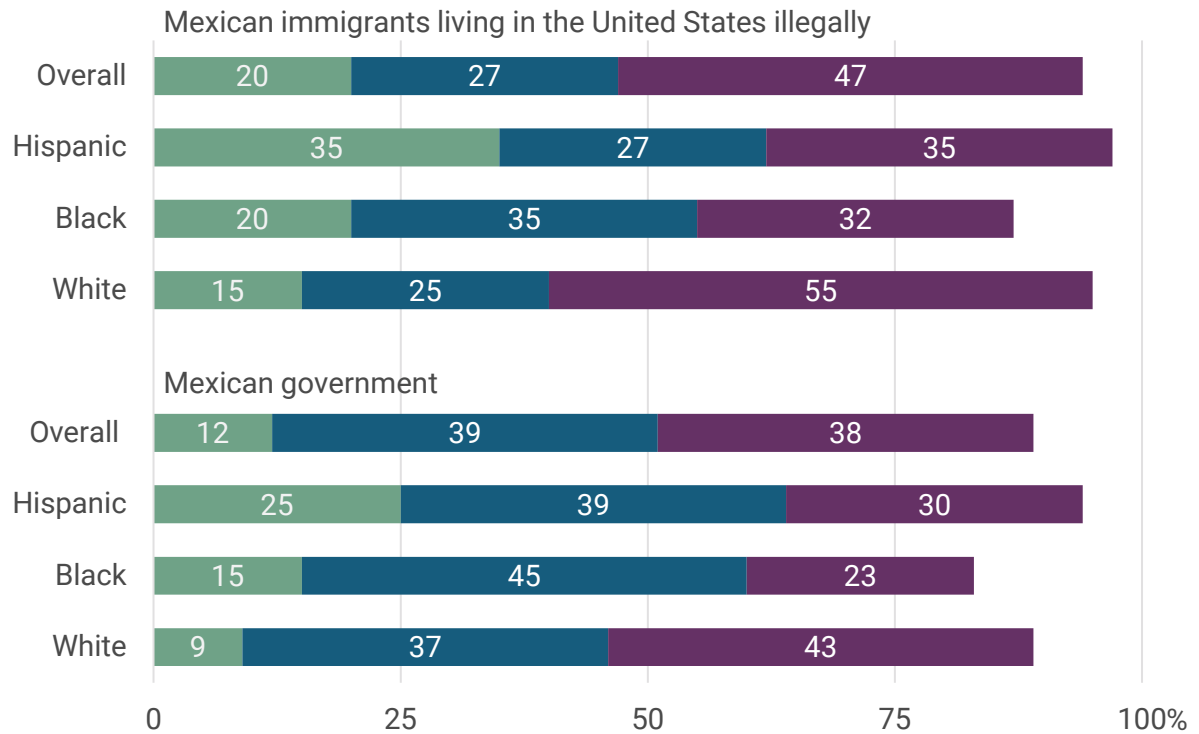


Hispanic adults also hold more favorable views of immigrants living in the U.S. illegally and the Mexican government compared to white adults and Black adults.

Hispanic adults more likely to view illegal immigrants favorably than white or Black adults.

Percent of adults

■ Very/Somewhat favorable ■ Neither favorable nor unfavorable ■ Very/Somewhat unfavorable



Question: For each of the following please indicate if you have a favorable, unfavorable, or neither favorable nor unfavorable opinion.

Source: Pearson Institute/AP-NORC poll conducted September 21-25, 2023, with 1,191 adults age 18 and older nationwide.



APNORC.org

STUDY METHODOLOGY

Public Affairs Research. Staff from the Pearson Institute and The AP-NORC Center collaborated on all aspects of the study.

Data were collected using the AmeriSpeak Omnibus®, a monthly multi-client survey using NORC's probability-based panel designed to be representative of the U.S. household population. The survey was part of a larger study that included questions about other topics not included in this report. During the initial recruitment phase of the panel, randomly selected U.S. households were sampled with a known, non-zero probability of selection from the NORC National Sample Frame and then contacted by U.S. mail, email, telephone, and field interviewers (face-to-face). The panel provides sample coverage of approximately 97 percent of the U.S. household population. Those excluded from the sample include people with P.O. Box only addresses, some addresses not listed in the USPS Delivery Sequence File, and some newly constructed dwellings.

Interviews for this survey were conducted between September 21 and 25, 2023 with adults aged 18 and over representing the 50 states and the District of Columbia. Panel members were randomly drawn from AmeriSpeak, and 1,191 completed the survey—1,130 via the web and 61 by telephone. Panel members were invited by email or by phone from an NORC telephone interviewer. Respondents were offered a small monetary incentive for completing the survey. The final stage completion rate is 16.8 percent, the weighted household panel response rate is 21.1 percent, and the weighted household panel retention rate is 78.7 percent, for a cumulative response rate of 2.8 percent. The overall margin of sampling error is +/- 3.8 percentage points at the 95 percent confidence level, including the design effect.

Sampling error is only one of many potential sources of error and there may be other unmeasured error in this or any other survey.

Quality assurance checks were conducted to ensure data quality. In total, 38 interviews were removed for nonresponse to at least 50% of the questions asked of them, for completing the survey in less than one-third the median interview time for the full sample, or for straight-lining all grid questions asked of them. These interviews were excluded from the data file prior to weighting.

Once the sample has been selected and fielded, and all the study data have been collected and made final, a poststratification process is used to adjust for any survey nonresponse as well as any noncoverage or under and oversampling resulting from the study specific sample design. Poststratification variables included age, gender, census division, race/ethnicity, and education. Weighting variables were obtained from the 2023 Current Population Survey. The weighted data reflect the U.S. population of adults age 18 and over.

Complete questions and results are available at: apnorc.org.

Additional information on the AmeriSpeak Panel methodology is available at: <https://amerispeak.norc.org/about-amerispeak/Pages/Panel-Design.aspx>.

For more information, email info@apnorc.org.

ABOUT THE ASSOCIATED PRESS-NORC CENTER FOR PUBLIC AFFAIRS RESEARCH

The AP-NORC Center for Public Affairs Research taps into the power of social science research and the highest-quality journalism to bring key information to people across the nation and throughout the world.

- The Associated Press (AP) is an independent global news organization dedicated to factual reporting. Founded in 1846, AP today remains the most trusted source of fast, accurate, unbiased news in all formats and the essential provider of the technology and services vital to the news business. More than half the world's population sees AP journalism every day. www.ap.org
- NORC at the University of Chicago is one of the oldest objective and nonpartisan research institutions in the world. www.norc.org

The two organizations have established The AP-NORC Center for Public Affairs Research to conduct, analyze, and distribute social science research in the public interest on newsworthy topics, and to use the power of journalism to tell the stories that research reveals. In its 10 years, The AP-NORC Center has conducted more than 250 studies exploring the critical issues facing the public, covering topics like health care, the economy, COVID-19, trust in media, and more. Learn more at www.apnorc.org.

ABOUT THE PEARSON INSTITUTE

The Pearson Institute for the Study and Resolution of Global Conflicts at the University of Chicago promotes the ongoing discussion, understanding and resolution of global conflicts, and contributes to the advancement of a global society more at peace. Established through a grant from The Thomas L. Pearson and The Pearson Family Members Foundation, and led by Institute Director James Robinson, co-author of *Why Nations Fail* and *The Narrow Corridor*, the Institute achieves this by employing an analytically rigorous, data-driven approach and global perspective to understanding violent conflict. It is global in its scope, activities and footprint. Attracting students and scholars from around the world, its faculty is in the field studying conflicts – and approaches to conflict resolution – in Nigeria, Colombia and Afghanistan, to name just a few. 2023 marks the sixth consecutive year of the Pearson Global Forum.